



murchisonshire

Ancient land under brilliant skies

Ordinary Council Meeting

26 September 2025

Minutes Attachments



murchisonshire

PO Box 61, Mullewa WA 6630
T | (08) 9963 7999 F | (08) 9963 7966
E | admin@murchison.wa.gov.au
ABN 63 002 218 762
murchison.wa.gov.au

SHIRE OF MURCHISON

MONTHLY FINANCIAL REPORT

For the Period Ending 31 July 2025

*LOCAL GOVERNMENT ACT 1995
LOCAL GOVERNMENT (FINANCIAL MANAGEMENT) REGULATIONS 1996*



RSM Australia Pty Ltd

Level 1, 12 Bayly Street Geraldton WA 6530

PO Box 61 Geraldton WA 6531

T +61(0) 8 9920 7400

F +61(0) 8 9920 7450

www.rsm.com.au

Compilation Report

To the Council

Shire of Murchison

Scope

We have compiled the accompanying special purpose financial statements.

The specific purpose for which the special purpose financial report has been prepared is to provide information relating to the financial performance and financial position of the Shire that satisfies the information needs of the Council and the *Local Government Act 1995* and associated regulations.

The responsibility of the Shire

The Shire is solely responsible for the information contained in the special purpose financial report and have determined that the accounting policies used are consistent and are appropriate to satisfy the requirements of the Council and the *Local Government Act 1995* and associated regulations.

Our responsibility

On the basis of information provided by the Shire, we have compiled the accompanying special purpose financial statements in accordance with the significant accounting policies adopted as set out in Note 1 to the financial statements and APES 315: Compilation of Financial Information.

Our procedures use accounting expertise to collect, classify and summarise the financial information, which the Management provided, into a financial report. Our procedures do not include any verification or validation procedures. No audit or review has been performed and accordingly no assurance is expressed.

To the extent permitted by law, we do not accept liability for any loss or damage which any person, other than the Shire of Murchison, may suffer arising from negligence on our part.

This report was prepared for the benefit of the Council of the Shire of Murchison and the purpose identified above. We do not accept responsibility to any other person for the content of the report.

Travis Bate
Signed at GERALDTON

RSM Australia Pty Ltd
Chartered Accountants

Date 17th September 2025

THE POWER OF BEING UNDERSTOOD

AUDIT | TAX | CONSULTING

RSM Australia Pty Ltd is a member of the RSM network and trades as RSM. RSM is the trading name used by the members of the RSM network. Each member of the RSM network is an independent accounting and consulting firm which practices in its own right. The RSM network is not itself a separate legal entity in any jurisdiction.

RSM Australia Pty Ltd ACN 009 321 377 atf Birdanco Practice Trust ABN 65 319 382 479 trading as RSM

Liability limited by a scheme approved under Professional Standards Legislation

SHIRE OF MURCHISON
MONTHLY FINANCIAL REPORT
For the Period Ending 31 July 2025
[CONTENTS PAGE](#)

General	Note
Compilation Report	
Executive Summary	
Financial Statements	
Statement of Financial Activity by Nature or Type	
Statement of Financial Activity by Program	
Statement of Financial Position	
Statement of Capital Acquisitions and Funding	
Notes to the Statement of Financial Activity	
Significant Accounting Policies	Note 1
Explanation of Material Variances	Note 2
Net Current Funding Position	Note 3
Cash and Investments	Note 4
Trust Fund	Note 5
Receivables	Note 6
Cash Backed Reserves	Note 7
Capital Disposals	Note 8
Capital Acquisitions	Note 9
Rating Information	Note 10
Information on Borrowings	Note 11
Grants and Contributions	Note 12
Budget Amendments	Note 13

SHIRE OF MURCHISON
MONTHLY FINANCIAL REPORT
For the Period Ending 31 July 2025
EXECUTIVE SUMMARY

Statement of Financial Activity

Statements are presented on pages 5 and 6 showing a surplus/(deficit) as at 31 July 2025 of \$1,650,828

Significant Revenue and Expenditure

	Collected / Completed %	Annual Budget \$	YTD Budget \$	YTD Actual \$
Significant Projects				
SKA Route	9%	3,018,941	251,575	280,175
Power Supply Upgrade	12%	1,148,183	95,681	135,039
Improvements To Drinking Water Reticulation	0%	350,602	29,216	-
Carn- Mullewa Rd	0%	1,495,332	124,608	23
	9%	4,517,726	376,472	415,214
Grants, Subsidies and Contributions				
Grants, subsidies and contributions	7%	8,844,887	786,488	647,542
Capital grants, subsidies and contributions	18%	6,539,163	544,929	1,178,640
	12%	15,384,050	1,331,417	1,826,182
Rates Levied	32%	2,760,469	163,294	895,841

% - Compares current YTD actuals to the Annual Budget

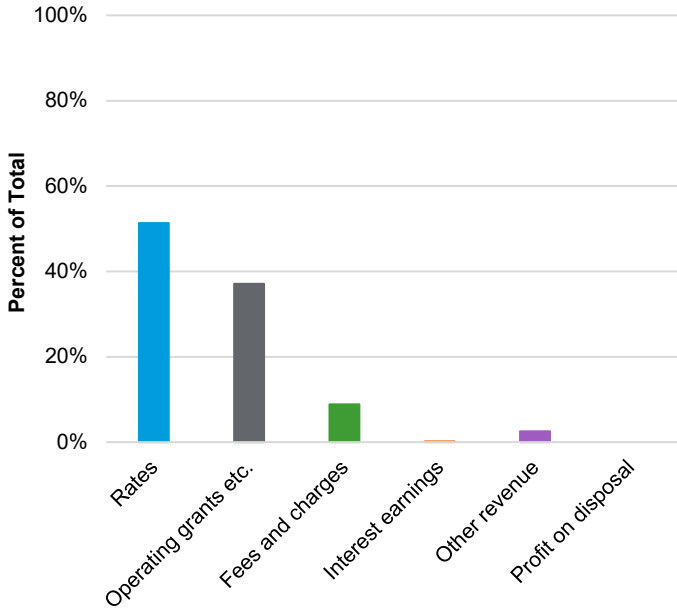
Financial Position

Account	Difference to Prior Year %	Current Year 31 Jul 25 \$	Prior Year 31 Jul 24 \$
Adjusted net current assets	249%	1,650,828	662,352
Cash and equivalent - unrestricted	69%	1,860,874	2,679,139
Cash and equivalent - restricted	0%	7,861,993	7,859,239
Receivables - rates	1,505%	960,165	63,794
Receivables - other	133%	1,538,917	1,153,527
Total Current Liabilities	84%	4,597,897	5,470,474

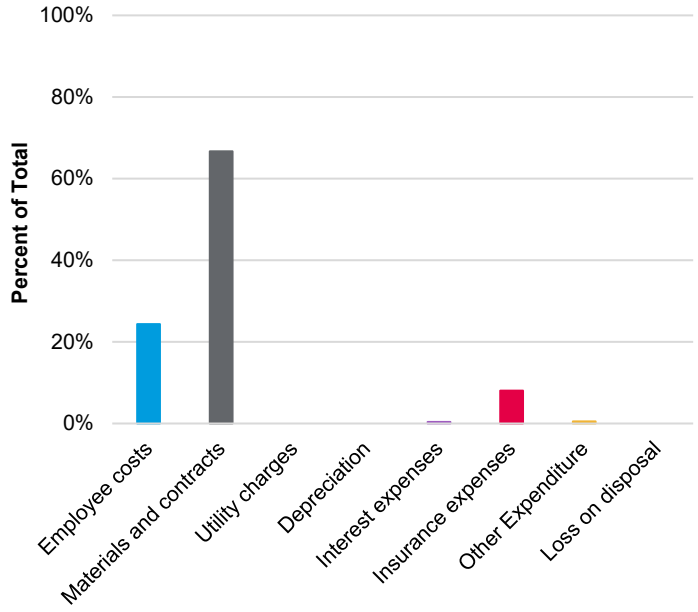
% - Compares current YTD actuals to prior year actuals

SHIRE OF MURCHISON
MONTHLY FINANCIAL REPORT
 For the Period Ending 31 July 2025
SUMMARY GRAPHS

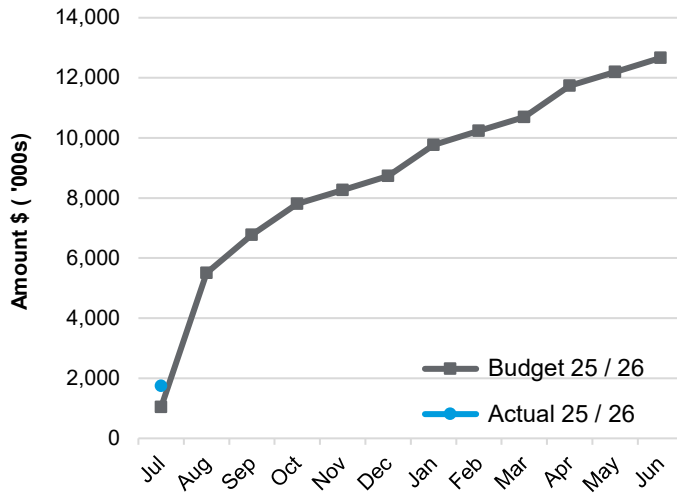
Operating Income



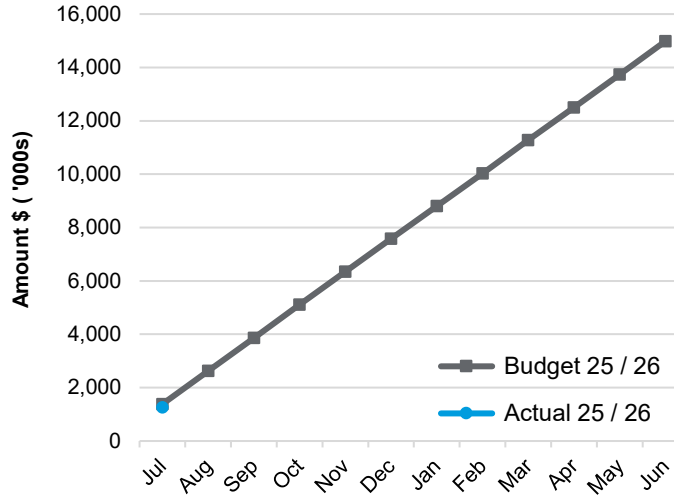
Operating Expenditure



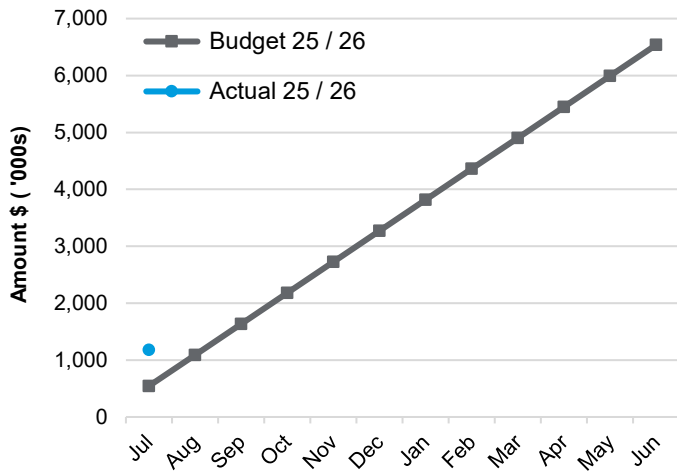
Operating Revenues



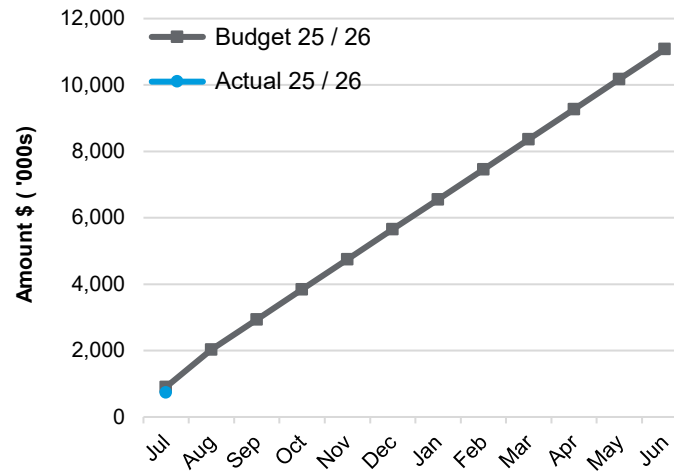
Operating Expenses



Capital Revenues - Investing



Capital Expenses



SHIRE OF MURCHISON
STATEMENT OF FINANCIAL ACTIVITY
For the Period Ending 31 July 2025

NATURE OR TYPE

	Note	Annual Budget \$	YTD Budget \$	YTD Actual \$	Var* \$	Var* %	Var
Revenue from Operating Activities							
Rates	10	2,760,469	163,294	895,841	732,547	449%	▲
Grants, subsidies and contributions	12(a)	8,844,887	786,488	647,542	(138,946)	(18%)	▼
Fees and charges		624,010	51,995	154,475	102,480	197%	▲
Interest earnings		136,674	10,865	3,295	(7,570)	(70%)	
Other revenue		295,314	24,373	44,289	19,916	82%	▲
Profit on disposal of assets	8	-	-	-	-		
		12,661,354	1,037,015	1,745,442			
Expenditure from Operating Activities							
Employee costs		(1,716,406)	(182,734)	(307,486)	(124,752)	(68%)	▼
Materials and contracts		(8,301,526)	(687,863)	(842,082)	(154,219)	(22%)	▼
Depreciation on non-current assets		(4,558,090)	(379,824)	-	379,824	100%	▲
Finance cost		(41,536)	(1,476)	(4,873)	(3,397)	(230%)	
Insurance expenses		(193,609)	(118,525)	(101,677)	16,848	14%	▲
Other expenditure		(172,339)	(13,174)	(6,520)	6,654	51%	
Loss on disposal of assets	8	-	-	-	-		
		(14,983,505)	(1,383,596)	(1,262,638)			
Excluded Non-cash Operating Activities							
Depreciation and amortisation		4,558,090	379,824	-			
Movement in Employee Benefits		-	-	-			
(Profit) / loss on asset disposal		-	-	-			
Net Amount from Operating Activities		2,235,938	33,243	482,804			
Investing Activities							
Inflows from Investing Activities							
Capital grants, subsidies and contributions	12(b)	6,539,163	544,929	1,178,640	633,711	116%	▲
Proceeds from disposal of assets	8	120,000	-	-	-		
		6,659,163	544,929	1,178,640			
Outflows from Investing Activities							
Land and buildings	9(a)	(2,997,500)	(249,790)	(76,103)	173,688	70%	▲
Plant and equipment	9(c)	(580,000)	(48,333)	-	48,333	100%	▲
Furniture and equipment	9(b)	(8,356)	(695)	-	695	100%	
Infrastructure - roads	9(d)	(5,834,476)	(467,596)	(401,529)	66,067	14%	▲
Infrastructure - other	9(e)	(1,658,785)	(138,230)	(257,105)	(118,875)	(86%)	
		(11,079,117)	(904,644)	(734,736)			
Net Amount from Investing Activities		(4,419,954)	(359,715)	443,904			
Financing Activities							
Inflows from Financing Activities							
Transfer from reserves	7	3,874,135	-	-	-		
		3,874,135	-	-			
Outflows from Financing Activities							
Repayment of debentures	11(a)	(196,094)	(196,094)	-	196,094	100%	▲
Transfer to reserves	7	(2,100,979)	-	(2,754)	(2,754)		
		(2,297,073)	(196,094)	(2,754)			
Net Amount from Financing Activities		1,577,062	(196,094)	(2,754)			
Movement in Surplus or Deficit							
Opening Funding Surplus / (Deficit)							
Amount attributable to operating activities	3	670,723	670,723	726,874			
Amount attributable to investing activities		2,235,938	33,243	482,804			
Amount attributable to financing activities		(4,419,954)	(359,715)	443,904			
		1,577,062	(196,094)	(2,754)			
Closing Surplus / (Deficit)	3	63,770	148,157	1,650,828			

* - Note 2 provides an explanation for the relevant variances shown above.

This statement needs to be read in conjunction with the accompanying Financial Statements and Notes.

SHIRE OF MURCHISON
STATEMENT OF FINANCIAL ACTIVITY
For the Period Ending 31 July 2025
REPORTING PROGRAM

Note	Annual Budget \$	YTD Budget \$	YTD Actual \$	Var* \$	Var* %
Revenue from Operating Activities					
Governance	5,652	470	5,000	4,530	964%
General purpose funding	5,196,593	748,327	899,136	150,809	20%
Law, order and public safety	15,305	1,274	3,777	2,503	196%
Housing	-	-	8,379	8,379	
Community amenities	840	70	157	87	125%
Recreation and culture	7,932	654	2,394	1,740	266%
Transport	6,369,888	197,464	630,821	433,357	219%
Economic services	959,719	79,973	125,058	45,085	56%
Other property and services	105,426	8,784	70,720	61,936	705%
	12,661,355	1,037,015	1,745,442		
Expenditure from Operating Activities					
Governance	(664,452)	(154,661)	(96,349)	58,312	38%
General purpose funding	(41,012)	(3,417)	(5,439)	(2,022)	(59%)
Law, order and public safety	(62,116)	(8,843)	(15,844)	(7,001)	(79%)
Health	(28,614)	(2,131)	(2,267)	(136)	(6%)
Education and welfare	(500)	-	-	-	
Housing	-	38	(7,647)	(7,685)	20,223%
Community amenities	(226,686)	(17,941)	(23,065)	(5,124)	(29%)
Recreation and culture	(649,310)	(54,074)	(100,477)	(46,403)	(86%)
Transport	(10,803,355)	(912,163)	(655,205)	256,958	28%
Economic services	(2,402,035)	(200,112)	(278,974)	(78,862)	(39%)
Other property and services	(105,426)	(30,292)	(77,370)	(47,078)	(155%)
	(14,983,505)	(1,383,596)	(1,262,637)		
Excluded Non-cash Operating Activities					
Depreciation and amortisation	4,558,090	379,824	-		
Movement in Employee Benefits	-	-	-		
(Profit) / loss on asset disposal	-	-	-		
8					
	2,235,940	33,243	482,805		
Net Amount from Operating Activities					
Investing Activities					
Inflows from Investing Activities					
Capital grants, subsidies and contribution	12(b) 6,539,163	544,929	1,178,640	633,711	116%
Proceeds from disposal of assets	8 120,000	-	-	-	
	6,659,163	544,929	1,178,640		
Outflows from Investing Activities					
Land and buildings	9(a) (2,997,500)	(249,790)	(76,103)	173,688	70%
Plant and equipment	9(c) (580,000)	(48,333)	-	48,333	100%
Furniture and equipment	9(b) (8,356)	(695)	-	695	100%
Infrastructure - roads	9(d) (5,834,476)	(467,596)	(401,529)	66,067	14%
Infrastructure - other	9(e) (1,658,785)	(138,230)	(257,105)	(118,875)	(86%)
	(11,079,117)	(904,644)	(734,736)		
Net Amount from Investing Activities					
Financing Activities					
Inflows from Financing Activities					
Transfer from reserves	7 3,874,135	-	-	-	
	3,874,135				
Outflows from Financing Activities					
Repayment of debentures	11(a) (196,094)	(196,094)	-	196,094	100%
Transfer to reserves	7 (2,100,979)	-	(2,754)	(2,754)	
	(2,297,073)	(196,094)	(2,754)		
Net Amount from Financing Activities					
Movement in Surplus or Deficit					
Opening Funding Surplus / (Deficit)					
3	670,723	670,723	726,874		
Amount attributable to operating activities	2,235,940	33,243	482,805		
Amount attributable to investing activities	(4,419,954)	(359,715)	443,904		
Amount attributable to financing activities	1,577,062	(196,094)	(2,754)		
Closing Funding Surplus / (Deficit)					
3	63,771	148,158	1,650,828		

This statement needs to be read in conjunction with the accompanying Financial Statements and Notes.

SHIRE OF MURCHISON
STATEMENT OF FINANCIAL POSITION
For the Period Ending 31 July 2025

	FY 2025 31 July 2025	FY 2024 30 June 2025
	\$	\$
CURRENT ASSETS		
Cash and cash equivalents	9,722,868	10,538,378
Trade and other receivables	2,715,756	1,437,547
Inventories	162,851	191,897
Other assets	1,109,457	1,488,979
TOTAL CURRENT ASSETS	13,710,932	13,656,802
NON-CURRENT ASSETS		
Other financial assets	20,793	20,793
Property, plant and equipment	15,791,707	15,458,499
Infrastructure	97,056,776	96,655,247
TOTAL NON-CURRENT ASSETS	112,869,276	112,134,539
TOTAL ASSETS	126,580,208	125,791,341
CURRENT LIABILITIES		
Trade and other payables	1,720,547	2,014,484
Other liabilities	2,481,885	3,060,525
Borrowings	196,094	196,094
Employee related provisions	205,279	205,279
TOTAL CURRENT LIABILITIES	4,603,805	5,476,383
NON-CURRENT LIABILITIES		
Borrowings	1,145,213	1,145,213
Employee related provisions	58,960	58,960
TOTAL NON-CURRENT LIABILITIES	1,204,173	1,204,173
TOTAL LIABILITIES	5,807,979	6,680,556
NET ASSETS	120,772,229	119,110,785
EQUITY		
Retained surplus	33,499,276	31,467,767
Reserve accounts	7,857,885	8,227,949
Revaluation surplus	79,415,068	79,415,068
TOTAL EQUITY	120,772,230	119,110,785

SHIRE OF MURCHISON
STATEMENT OF CAPITAL ACQUISITIONS AND FUNDING
For the Period Ending 31 July 2025
CAPITAL ACQUISITIONS AND FUNDING

Asset Group	Note	Annual Budget \$	YTD Actual Total \$
Land and buildings	9(a)	2,997,500	76,103
Plant and equipment	9(c)	580,000	-
Furniture and equipment	9(b)	8,356	-
Infrastructure - roads	9(d)	5,834,476	401,529
Infrastructure - other	9(e)	1,658,785	257,105
Total Capital Expenditure		11,079,117	734,736
Capital Acquisitions Funded by:			
Capital grants and contributions		6,539,163	734,736
Other (disposals and c/fwd)		120,000	-
Council contribution - from reserves		837,600	-
Council contribution - operations		3,582,354	-
Total Capital Acquisitions Funding		11,079,117	734,736

SHIRE OF MURCHISON
NOTES TO THE STATEMENT OF FINANCIAL ACTIVITY
For the Period Ending 31 July 2025

1. SIGNIFICANT ACCOUNTING POLICIES

This report is prepared to meet the requirements of *Local Government (Financial Management) Regulations 1996 Regulation 34*.

The material variance adopted by the Shire of Murchison for the 2024/25 year is \$10,000 or 10%, whichever is greater. Items considered to be of material variance are disclosed in Note 2.

The statements and accompanying notes are prepared based on all transactions recorded at the time of preparation and may vary due to transactions being processed for the reporting period after the date of preparation. The preparation also requires management to make judgements, estimates and assumptions which effect the application of policies and the reported amounts in the statements and notes. These estimated figures are based on historical experience or other factors believed to be reasonable under the circumstances. Therefore, the actual results may differ from these reported amounts.

Actual and Budget comparatives are presented in year to date format unless otherwise stated. The Adopted Budget is used in the report until superseded by the Budget Review.

Preparation

Prepared by: Bertus Lochner
 Reviewed by: Travis Bate
 Date prepared: 17 Sep 25

(a) Basis of Preparation

The following financial statements are special purpose financial statements that have been prepared in accordance with the Australian Accounting Standards, Authoritative Interpretations, the *Local Government Act 1995*, and regulations, within the context in which they relate to local governments and not-for-profit entities.

With the exception of the cash flow statement and rate setting information, the following report has been prepared on an accrual basis with balances measured at historical cost unless subject to fair value adjustments. Items subject to fair value adjustments include certain non-current assets, financial assets, and financial liabilities. Items such as assets, liabilities, equity, income and expenses have been recognised in accordance with the definitions and recognition criteria set out in the Framework for the Preparation and Presentation of Financial Statements.

These financial statements comply with, and supersede, the Australian Accounting Standards with the *Local Government (Financial Management) Regulations 1996* where applicable. Further information is provided in Note 1(i).

The functional and presentation currency of the report is Australian dollars.

(b) The Local Government Reporting Entity

The Australian Accounting Standards define local government as a reporting entity which can be a single entity or a group comprising a parent and all its subsidiaries. All funds controlled by the Shire in order to provide its services have formed part of the following report. Transactions and balances related to these controlled funds, such as transfers to and from reserves, were eliminated during the preparation of the report.

Funds held in Trust, which are controlled but not owned by the Shire, do not form part of the financial statements. Further information on the Shire funds in Trust are provided in Note 5.

(c) Rounding of Amounts

The Shire is an entity to which the *Local Government (Financial Management) Regulations 1996* applies and, accordingly amounts in the financial report have been rounded to the dollar except for amounts shown as a rate in the dollar. Where total assets exceed \$10,000,000 in the prior audited annual financial report, the amounts may be rounded to the nearest \$1,000.

SHIRE OF MURCHISON
NOTES TO THE STATEMENT OF FINANCIAL ACTIVITY
For the Period Ending 31 July 2025

1. SIGNIFICANT ACCOUNTING POLICIES (Continued)

(d) Goods and Services Tax (GST)

Revenue, expenses and assets are recognised net of the amount of goods and services tax (GST), except where the amount of GST incurred is not recoverable from the Australian Taxation Office (ATO).

Receivables and payables are stated inclusive of GST receivable or payable. The net amount of GST recoverable from, or payable to, the ATO is included with receivables or payables in the statement of financial position.

(e) Superannuation

The Shire contributes to a number of superannuation funds on behalf of employees. All funds to which the Shire contributes are defined contribution plans.

(f) Cash and Cash Equivalents

Cash and cash equivalents normally include cash on hand, cash at bank, deposits on demand with banks, other short term highly liquid investments that are readily convertible to known amounts of cash and which are subject to an insignificant risk of changes in value and bank overdrafts. Bank overdrafts are shown as short term borrowings in current liabilities in Note 3 - Net Current Assets.

(g) Financial Assets at Amortised Cost

The Shire classifies financial assets at amortised cost if both of the following criteria are met:

- the asset is held within a business model whose objective is to collect the contractual cashflows, and
- the contractual terms give rise to cash flows that are solely payments of principal and interest.

(h) Inventories

General

Inventories are measured at the lower of cost and net realisable value. Net realisable value is the estimated selling price in the ordinary course of business less the estimated costs related to completion and its sale.

Land Held for Resale

Land held for development and sale is valued at the lower of cost and net realisable value. Cost includes the cost of acquisition, development, borrowing costs and holding costs until completion of development. Finance costs and holding charges incurred after development is completed are expensed. Gains and losses are recognised in profit or loss at the time of signing an unconditional contract of sale if significant risks and rewards, and effective control over the land, are passed on to the buyer at this point. Land held for sale is classified as current except where it is held as non-current based on Council's intentions to release for sale.

(i) Trade and Other Receivables

Trade and other receivables include amounts due from ratepayers for unpaid rates and service charges and other amounts due from third parties for grants, contributions, reimbursements, and goods sold and services performed on the ordinary course of business.

Trade and other receivables are recognised initially at the amount of consideration that is unconditional, unless they contain significant financing components, when they are recognised at fair value.

Trade receivables are held with the objective to collect the contractual cashflows and therefore the Shire measures them subsequently at amortised cost using the effective interest rate method.

Due to the short term nature of current receivables, their carrying amount is considered to be the same as their fair value. Non-current receivables are indexed to inflation, any difference between the face value and fair value is considered immaterial.

The Shire applies the AASB 9 simplified approach to measuring expected credit losses using a lifetime expected credit loss allowance for all trade receivables. To measure the expected credit losses, rates receivables are separated from other trade receivables due to the difference in payment terms and security for rates receivable.

SHIRE OF MURCHISON
NOTES TO THE STATEMENT OF FINANCIAL ACTIVITY
For the Period Ending 31 July 2025

1. SIGNIFICANT ACCOUNTING POLICIES (Continued)

(j) Fixed Assets

Each class of fixed assets within either plant and equipment or infrastructure, is carried at cost or fair value less, where applicable, any accumulated depreciation and impairment losses.

Recognition of Assets

Assets for which the fair value as at the date of acquisition is under \$5,000 are not recognised as an asset in accordance with Financial Management Regulation 17A (5). These assets are expensed immediately.

Where multiple individual low value assets are purchased together as part of a larger asset or collectively forming a larger asset exceeding the threshold, the individual assets are recognised as one asset and capitalised.

Gains and Losses on Disposal

Gains and losses on disposals are determined by comparing proceeds with the carrying amount. These gains and losses are included in profit or loss in the period which they arise.

(i) Depreciation of Non-current Assets

The depreciable amount of fixed assets included in buildings but excluding freehold land, are depreciated on a straight-line basis over the individual asset's useful life from the time the asset is held ready for use. Leasehold improvements are depreciated over the shorter of either the unexpired period of the lease or the estimated useful life of the improvements.

The assets residual values and useful lives are reviewed and adjusted if appropriate, at the end of each reporting period.

An asset's carrying amount is written down immediately to its recoverable amount if the asset's carrying amount is greater than its estimated recoverable amount.

Major depreciation periods used for each class of depreciable asset are:

Asset Class	Useful life
Buildings & Improvements	7 to 90 years
Furniture and equipment	3 to 25 years
Plant and equipment	5 to 20 years
Sealed roads and streets formation	not depreciated
pavement	12 years
seal	10 years
- bituminous seals	20 years
- asphalt surfaces	25 years
Gravel roads formation	not depreciated
pavement	45 years
Footpaths	10 years
Culverts	60 years
Signs	20 years
Stock Grids	80 years
Floodways	21 years
Water supply piping and drainage systems	75 years
Bridges	80 years

SHIRE OF MURCHISON
NOTES TO THE STATEMENT OF FINANCIAL ACTIVITY
For the Period Ending 31 July 2025

1. SIGNIFICANT ACCOUNTING POLICIES (Continued)

(l) Trade and Other Payables

Trade and other payables represent liabilities for goods and services provided to the Shire prior to the end of the financial year that are unpaid and arise when the Shire becomes obliged to make future payments in respect of the purchase of these goods and services. The amounts are unsecured, are recognised as a current liability and are normally paid within 30 days of recognition. The carrying amounts of trade and other payables are considered to be the same as their fair values, due to their short-term nature.

(m) Prepaid Rates

Prepaid rates are, until the taxable event has occurred (start of the next financial year), refundable at the request of the ratepayer. Rates received in advance are initially recognised as a financial liability. When the taxable event occurs, the financial liability is extinguished and the Shire recognises revenue for the prepaid rates that have not been refunded.

(n) Employee Benefits

Short-term employee benefits

Provision is made for the Shire's obligation for short-term employee benefits. Short term employee benefits are benefits (other than termination benefits) that are expected to be settled wholly before 12 months after the end of the annual reporting period in which the employees render the related service, including wages, salaries and sick leave. Short-term employee benefits are measured at the (undiscounted) amounts expected to be paid when the obligation is settled. The Shire's obligations for short-term employee benefits such as wages, salaries and sick leave are recognised as a part of current trade and other payables in the determination of the net current asset position. The Shire's obligations for employees' annual leave and long service leave entitlements are recognised as provisions in the determination of the net current asset position.

Other long-term employee benefits

Long-term employee benefits provisions are measured at the present value of the expected future payments to be made to employees. Expected future payments incorporate anticipated future wage and salary levels, durations of service and employee departures and are discounted at rates determined by reference to market yields at the end of the reporting period on government bonds that have maturity dates that approximate the terms of the obligations. Any remeasurements for changes in assumptions of obligations for other long-term employee benefits are recognised in profit or loss in the periods in which the changes occur.

The Shire's obligations for long-term employee benefits are presented as non-current provisions in the statement of financial position, except where the Shire does not have an unconditional right to defer settlement for at least 12 months after the end of the reporting period, in which case the obligations are presented as current provisions.

(o) Interest-bearing Loans and Borrowings

All loans and borrowings are initially recognised at the fair value of the consideration received less directly attributable transaction costs. Subsequent measurement is at amortised cost using the effective interest method. The annual government guarantee fee is expensed in the year incurred.

Borrowings are classified as current liabilities unless the Council has an unconditional right to defer settlement of the liability for at least 12 months after the balance sheet date.

Borrowing Costs

The Shire has elected to recognise borrowing costs as an expense when incurred regardless of how the borrowings are applied. Fair values of borrowings are not materially different to their carrying amount, since the interest payable on those borrowings is either close to current market rates or the borrowings are of a short term nature. Borrowings fair values are based on the discounted cash flows using a current borrowing rate. They are classified as level 3 fair values in the fair value hierarchy due to the unobservable inputs, including own credit risk.

(p) Provisions

Provisions are recognised when the Shire has a present legal or constructive obligation, as a result of past events, for which it is probable that an outflow of economic benefits will result and that outflow can be reliably measured. Provisions are measured using the best estimate of the amounts required to settle the obligation at the end of the reporting period.

SHIRE OF MURCHISON
NOTES TO THE STATEMENT OF FINANCIAL ACTIVITY
For the Period Ending 31 July 2025

1. SIGNIFICANT ACCOUNTING POLICIES (Continued)

(q) Contract Liabilities

Contract liabilities represent the Shire's obligation to transfer goods or services to a customer for which the Shire has received consideration from the customer.

Contract liabilities represent obligations which are not yet satisfied. Contract liabilities are recognised as revenue when the performance obligations in the contract are satisfied.

(r) Current and Non-current Classification

The asset or liability is classified as current if it is expected to be settled within the next 12 months, being the Shire's operational cycle. In the case of liabilities where the Shire does not have the unconditional right to defer settlement beyond 12 months, such as vested long service leave, the liability is classified as current even if not expected to be settled within the next 12 months. Inventories held for trading are classified as current or non-current based on the Shire's intentions to release for sale.

(p) Nature or Type Classifications

Rates

All rates levied under the *Local Government Act 1995*. Includes general, differential, specific area rates, minimum rates, interim rates, back rates, ex-gratia rates, less discounts offered. Exclude administration fees, interest on instalments, interest on arrears and service charges.

Grants, Subsidies and Contributions

Refer to all amounts received as grants, subsidies and contributions that are not capital grants.

Capital Grants, Subsidies and Contributions

Amounts received specifically for the acquisition, construction of new or the upgrading of non-current assets paid to a local government, irrespective of whether these amounts are received as capital grants, subsidies, contributions or donations.

Revenue from Contracts with Customers

Revenue from contracts with customers is recognised when the local government satisfies its performance obligations under the contract.

Profit on Asset Disposal

Gain on the disposal of assets including gains on the disposal of long term investments.

Fees and Charges

Revenues (other than service charges) from the use of facilities and charges made for local government services, sewerage rates, rentals, hire charges, fee for service, photocopying charges, licences, sale of goods or information, fines, penalties and administration fees.

Service Charges

Service charges imposed under *Division 6 of Part 6 of the Local Government Act 1995*. Regulation 54 of the *Local Government (Financial Management) Regulations 1996* identifies these as television and radio broadcasting, underground electricity and neighbourhood surveillance services. Excluding rubbish removal charges, interest and other items of a similar nature received from bank and investment accounts, interest on rate instalments, interest on rate arrears and interest on debtors.

Interest Earnings

Interest and other items of a similar nature received from bank and investment accounts, interest on rate instalments, interest on rate arrears and interest on debtors.

Other Revenue / Income

Other revenue, which can not be classified under the above headings, includes dividends, discounts, rebates etc.

Employee Costs

All costs associated with the employment of a person such as salaries, wages, allowances, benefits such as vehicle and housing, superannuation, employment expenses, removal expenses, relocation expenses, worker's compensation insurance, training costs, conferences, safety expenses, medical examinations, fringe benefit tax, etc.

SHIRE OF MURCHISON
NOTES TO THE STATEMENT OF FINANCIAL ACTIVITY
For the Period Ending 31 July 2025

1. SIGNIFICANT ACCOUNTING POLICIES (Continued)

(p) Nature or Type Classifications (Continued)

Materials and Contracts

All expenditures on materials, supplies and contracts not classified under other headings. These include supply of goods and materials, legal expenses, consultancy, maintenance agreements, communication expenses (such as telephone and internet charges), advertising expenses, membership, periodicals, publications, hire expenses, rental, leases, postage and freight etc.

Utilities (Gas, Electricity, Water, etc.)

Expenditures made to the respective agencies for the provision of power, gas, water and communication expenses. Exclude expenditures incurred for the reinstatement of roadwork on behalf of these agencies.

Insurance

All insurance other than worker's compensation and health benefit insurance included as a cost of employment.

Loss on Asset Disposal

Loss on the disposal of fixed assets.

Depreciation on Non-current Assets

Depreciation expense raised on all classes of assets.

Finance Cost

Interest and other costs of finance paid, including costs of finance for loan debentures, overdraft accommodation and refinancing expenses.

Other Expenditure

Statutory fees, taxes, provision for bad debts, member's fees or State taxes, donations and subsidies made to community groups.

SHIRE OF MURCHISON
NOTES TO THE STATEMENT OF FINANCIAL ACTIVITY
For the Period Ending 31 July 2025

1. SIGNIFICANT ACCOUNTING POLICIES (Continued)

(q) Program Classifications (Function / Activity)

Council operations as disclosed in these financial statements encompass the following service orientated activities/programs.

GOVERNANCE

Administration and operation of facilities and services to members of Council. Other costs that relate to the task of assisting elected members and electors on matters which do not concern specific Council services.

GENERAL PURPOSE FUNDING

Rates, general purpose government grants and interest revenue.

LAW, ORDER AND PUBLIC SAFETY

Supervision of various by-laws, fire prevention and animal control.

HEALTH

Monitor health control standards within the community, provide support and assistance with airstrips to enable all residents access to the Royal Flying Doctor for regular and emergency health services.

EDUCATION AND WELFARE

Support of education facilities within the Shire and of any external resources necessary to assist with education programmes for all residents.

HOUSING

Provision and maintenance of staff housing.

COMMUNITY AMENITIES

Maintain a refuse site for the settlement.

RECREATION AND CULTURE

Provide a library and museum and operation there of. Maintain recreation centre, sports field, parks, gardens and other recreational facilities.

TRANSPORT

Construction and maintenance of roads, drainage works and traffic signs. Maintenance of the settlement airstrip.

ECONOMIC SERVICES

Building control, provision of power and water supplies. Supply and maintenance of television re-broadcasting installation. Provision of radio communication. Maintenance of caravan park. Vermin control and area promotion.

OTHER PROPERTY AND SERVICES

Private works operations, plant repairs and operation costs.

SHIRE OF MURCHISON

NOTES TO THE STATEMENT OF FINANCIAL ACTIVITY

For the Period Ending 31 July 2025

1. SIGNIFICANT ACCOUNTING POLICIES (Continued)

(r) Revenue Recognition Policy

Recognition of revenue is dependant on the source of revenue and the associated terms and conditions associated with each source of revenue and recognised as follows:

Revenue Category	Nature of goods and services	When obligations typically satisfied	Payment terms	Returns / Refunds / Warranties	Determination of transaction price	Allocating transaction price	Measuring obligations for returns	Timing of revenue recognition
Rates	General Rates	Over time	Payment dates adopted by Council during the year	None	Adopted by council annually	When taxable event occurs	Not applicable	When rates notice is issued
Service charges	Charge for specific service	Over time	Payment dates adopted by Council during the year	Refund in event monies are unspent	Adopted by council annually	When taxable event occurs	Not applicable	When rates notice is issued
Grant contracts with customers	Community events, minor facilities, research, design, planning evaluation and services	Over time	Fixed terms transfer of funds based on agreed milestones and reporting	Contract obligation if project not complete	Set by mutual agreement with the customer	Based on the progress of works to match performance obligations	Returns limited to repayment of transaction price of terms breached	Output method based on project milestones and/or completion date matched to performance obligations as inputs are shared
Grants, subsidies or contributions for the construction of non-financial assets	Construction or acquisition of recognisable non-financial assets to be controlled by the local government	Over time	Fixed terms transfer of funds based on agreed milestones and reporting	Contract obligation if project not complete	Set by mutual agreement with the customer	Based on the progress of works to match performance obligations	Returns limited to repayment of transaction price of terms breached	Output method based on project milestones and/or completion date matched to performance obligations as inputs are shared
Grants with no contract commitments	General appropriations and contributions with no reciprocal commitment	No obligations	Not applicable	Not applicable	Cash received	On receipt of funds	Not applicable	When assets are controlled
Licences/ Registrations/ Approvals	Building, planning, development and animal management, having the same nature as a licence regardless of naming.	Single point in time	Full payment prior to issue	None	Set by State legislation or limited by legislation to the cost of provision	Based on timing of issue of the associated rights	No refunds	On payment and issue of the licence, registration or approval
Pool inspections	Compliance safety check	Single point in time	Equal proportion based on an equal annually fee	None	Set by State legislation	Apportioned equally across the inspection cycle	No refunds	After inspection complete based on a 4 year cycle

SHIRE OF MURCHISON

NOTES TO THE STATEMENT OF FINANCIAL ACTIVITY

For the Period Ending 31 July 2025

1. SIGNIFICANT ACCOUNTING POLICIES (Continued)

(r) Revenue Recognition Policy (Continued)

Revenue Category	Nature of goods and services	When obligations typically satisfied	Payment terms	Returns / Refunds / Warranties	Determination of transaction price	Allocating transaction price	Measuring obligations for returns	Timing of revenue recognition
Other inspections	Regulatory Food, Health and Safety	Single point in time	Full payment prior to inspection	None	Set by State legislation or limited by legislation to the cost of provision	Applied fully on timing of inspection	Not applicable	Revenue recognised after inspection event occurs
Property hire and entry	Use of halls and facilities	Single point in time	In full in advance	Refund if event cancelled within 7 days	Adopted by council annually	Based on timing of entry to facility	Returns limited to repayment of transaction price	On entry or at conclusion of hire
Fees and charges for other goods and services	Cemetery services, library fees, reinstatements and private works	Single point in time	Payment in full in advance	None	Adopted by council annually	Applied fully based on timing of provision	Not applicable	Output method based on provision of service or completion of works
Sale of stock	Roadhouse fuel & kiosk sales.	Single point in time	In full in advance, on 15 day credit	Refund for faulty goods	Adopted by council policy & annual fees and charges review, set by mutual agreement	Applied fully based on timing of provision	Returns limited to repayment of transaction price	Output method based on goods
Commissions	Commissions on licencing and ticket sales	Over time	Payment in full on sale	None	Set by mutual agreement with the customer	On receipt of funds	Not applicable	When assets are controlled
Reimbursements	Insurance claims	Single point in time	Payment in arrears for claimable event	None	Set by mutual agreement with the customer	When claim is agreed	Not applicable	When claim is agreed

SHIRE OF MURCHISON
 NOTES TO THE STATEMENT OF FINANCIAL ACTIVITY
 For the Period Ending 31 July 2025

2. EXPLANATION OF MATERIAL VARIANCES

Variances which have exceeded the thresholds are listed below by Program. Significant variances within the Program are listed underneath it by Nature or Type.

The material variance adopted by Council for the 2024/25 year is \$10,000 and 10%.

Nature or Type	Var \$	Var %	Var	Timing / Permanent	Explanation of Variance
Operating Revenues					
Rates	732,547	449%	▲	Timing	Back Rates levied on Miscellaneous Mining Licences July 2025.
Grants, Subsidies and Contributions	(138,946)	(18%)	▼	Timing	Relates to timing of budget profile, refer note 12 for breakdown.
Fees and Charges	102,480	197%	▲	Timing	Mostly related to private works income (\$65K) and Roadhouse fuel sales (\$31K).
Other Revenue	19,916	82%	▲	Timing	Mostly related to road house fuel sales (\$12K).
Capital Operating Grants, Subsidies and Contributions	633,711	116%	▲	Timing	Relates to timing of budget profile, refer note 12 for breakdown.

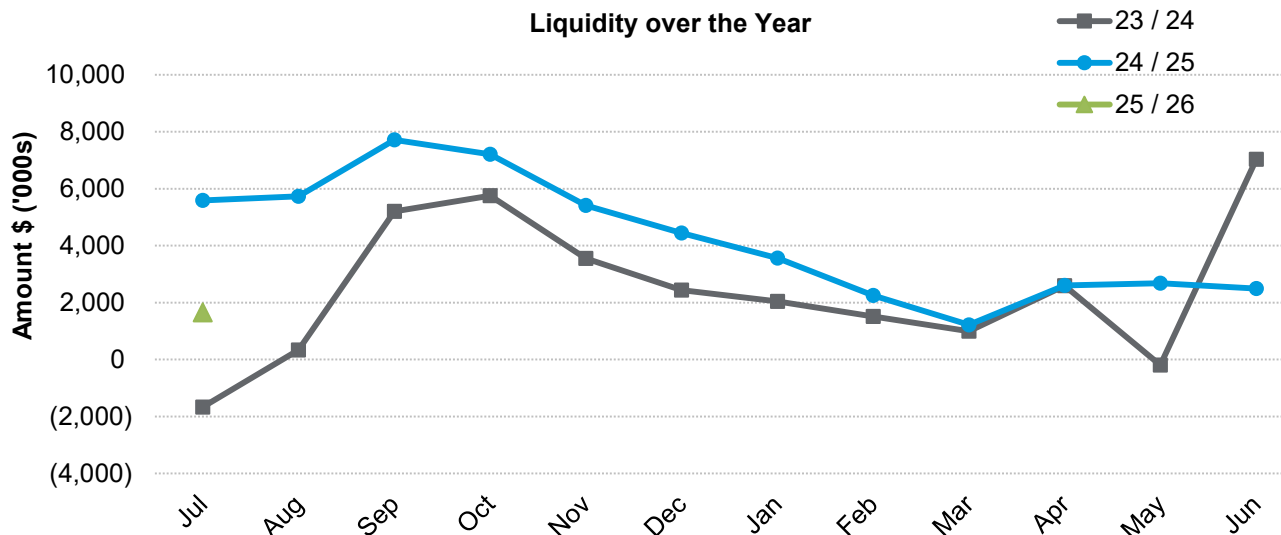
Operating Expense

Employee Costs	(124,752)	(68%)	▼	Timing	Related to timing of payruns. June 2025 Accrued Wages to be reversed.
Materials and contracts	(154,219)	(22%)	▼	Timing	Mainly due to timing of SKA Road Maintenance (\$106K), Roadhouse Fuel Costs (\$18K) and Tourism Expenses (\$23K).
Depreciation on Non-current Assets	379,824	100%	▲	Timing	Depreciation not posted, pending finalisation of 2025 audit.
Insurance Expenses	16,848	14%	▲	Timing	Timing of budget profile.

SHIRE OF MURCHISON
NOTES TO THE STATEMENT OF FINANCIAL ACTIVITY
For the Period Ending 31 July 2025

3. NET CURRENT FUNDING POSITION

	Note	Current Month 31 Jul 25 \$	Prior Year Closing 30 Jun 25 \$	This Time Last Year 31 Jul 24 \$
Current Assets				
Cash unrestricted	4	1,860,874	2,679,139	2,679,139
Cash restricted	4	7,861,993	7,859,239	7,859,239
Receivables - rates	6(a)	960,165	63,794	63,794
Receivables - sundry	6(b)	1,538,917	1,153,527	1,153,527
Receivables - other		153,400	156,952	156,952
Accrued Income		64,522	64,522	
Provision for doubtful debts		(7,157)	(7,157)	(7,157)
Contract assets		1,109,457	1,488,979	1,488,979
Inventories		162,851	191,897	191,897
Total Current Assets		13,705,024	13,650,893	13,586,371
Current Liabilities				
Payables - sundry		(292,291)	(511,552)	(511,552)
Payables - other		(99,782)	(210,053)	(210,053)
PAYG Tax withheld		(68,140)	(33,686)	(33,686)
Accrued salaries and wages		(74,735)	(74,735)	(74,735)
Accrued expenses		(653,671)	(653,671)	(653,671)
Trust Liability		49	49	49
Deposits and bonds		(159,154)	(158,254)	(158,254)
Contract liabilities		(2,481,885)	(3,060,525)	(3,060,525)
Murchison Community Fund		(362,595)	(362,354)	(362,354)
Loan liabilities	11(a)	(200,415)	(200,415)	(200,415)
Total Payables		(4,392,617)	(5,265,195)	(5,265,194)
Provisions		(205,279)	(205,279)	(205,279)
Total Current Liabilities		(4,597,897)	(5,470,474)	(5,470,474)
Less: cash reserves	7	(7,861,993)	(7,859,239)	(7,859,239)
Less: provisions		205,279	205,279	205,279
Less: Self-supporting loan		-	-	-
Add: Disposal of Asset TBA		-	-	-
Add: Loan principal (current)		200,415	200,415	200,415
Add: trust transactions to municipal		-	-	-
Net Funding Position - Surplus / (Deficit)		1,650,828	726,874	662,352



SHIRE OF MURCHISON
NOTES TO THE STATEMENT OF FINANCIAL ACTIVITY
For the Period Ending 31 July 2025

4. CASH AND FINANCIAL ASSETS

	Unrestricted	Restricted	Total	Institution	Interest	Maturity
	\$	\$	\$		Rate	Date
Cash					%	
Murchison Community Fund	362,907		362,907	Westpac	Variable	N/A
Municipal	1,343,771		1,343,771	Westpac	Variable	N/A
Cash On Hand	500		500	Cash on hand	Nil	N/A
Muni Short Term Investment	7,722		7,722	Westpac	Variable	N/A
Roadhouse	138,537		138,537	Westpac	Variable	N/A
CSIRO	7,437		7,437	Westpac	Variable	N/A
Term Deposit		3,736,653	3,736,653	Westpac	2.65%	9-Nov-25
Reserve Funds		4,125,340	4,125,340	Westpac	Variable	N/A
Total Cash and Financial Assets	1,860,874	7,861,993	9,722,868			

5. TRUST FUND

There are no funds held at balance date over which the Shire has no control

SHIRE OF MURCHISON
NOTES TO THE STATEMENT OF FINANCIAL ACTIVITY
For the Period Ending 31 July 2025

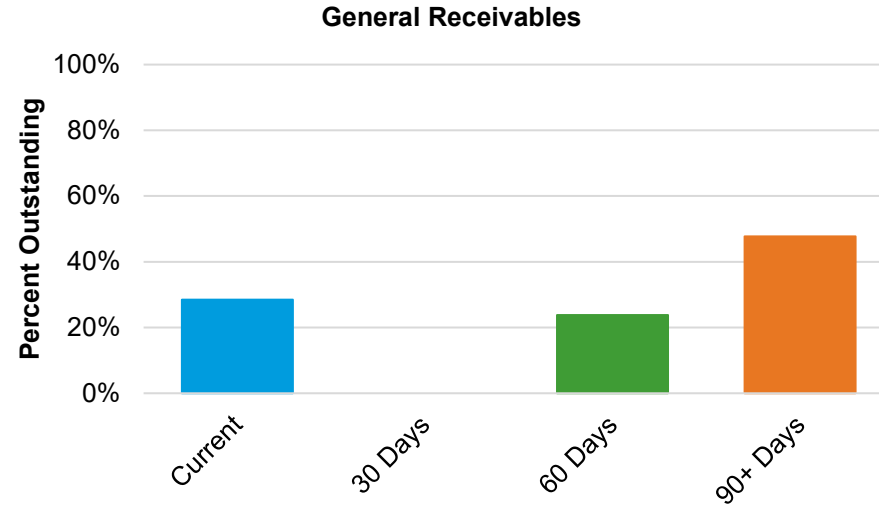
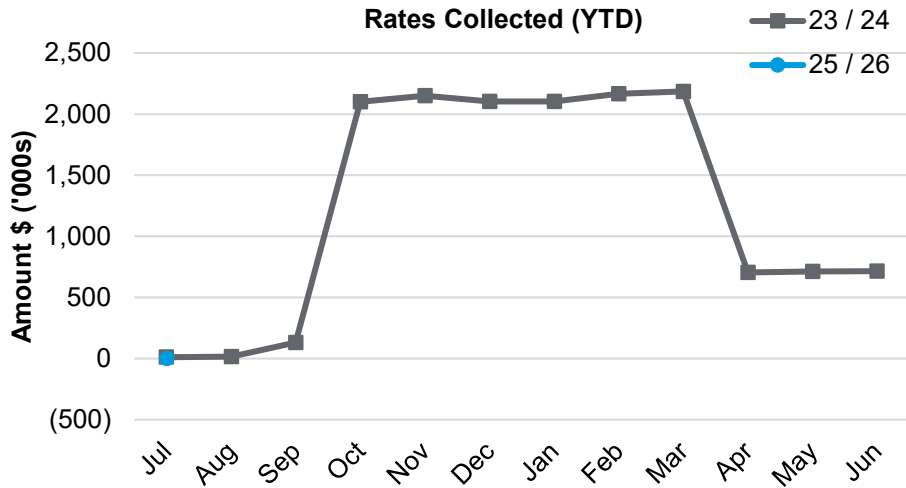
6. RECEIVABLES

(a) Rates Receivable

	31 Jul 25
	\$
Rates receivables	960,165
Total Rates Receivable Outstanding	960,165
Closing balances - prior year	63,794
Rates levied this year	895,841
Closing balances - current month	(960,165)
Total Rates Collected to Date	(530)

(b) General Receivables

	31 Jul 25
	\$
Current	438,248
30 Days	-
60 Days	366,174
90+ Days	734,495
Total General Receivables Outstanding	1,538,917



Comments / Notes

Comments / Notes

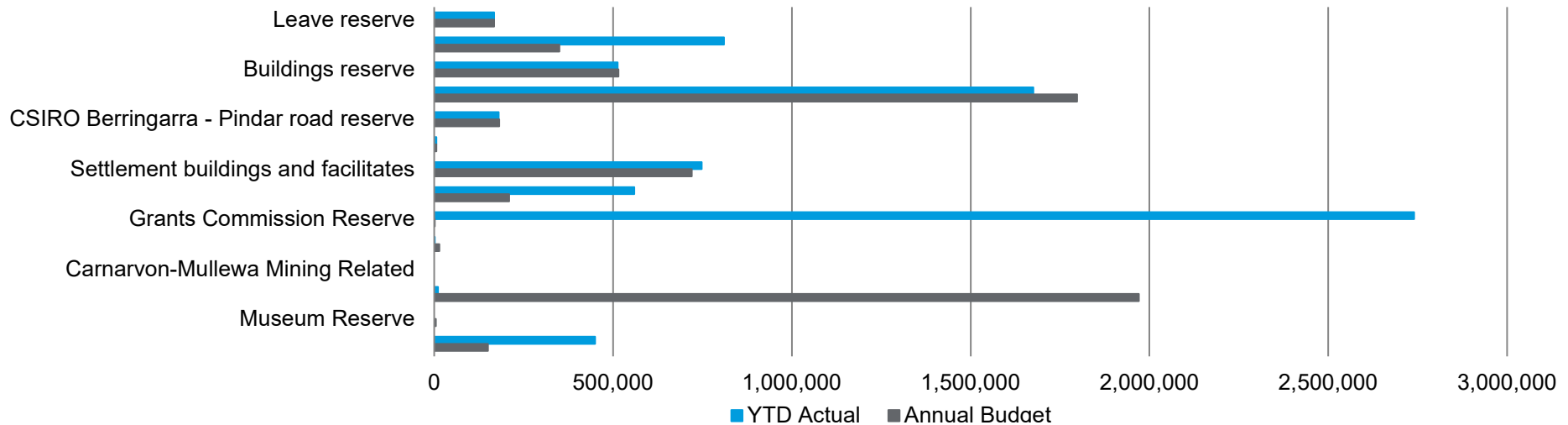
Amounts shown above include GST (where applicable)

SHIRE OF MURCHISON
NOTES TO THE STATEMENT OF FINANCIAL ACTIVITY
For the Period Ending 31 July 2025

7. CASH BACKED RESERVES

Restricted by council:	Annual Budget				YTD Actual			
	Balance 01 Jul 25 \$	Transfers from \$	Transfer to \$	Balance 30 Jun 26 \$	Balance 01 Jul 25 \$	Transfers from \$	Transfer to \$	Balance 31 Jul 25 \$
Reserve Name								
Leave reserve	167,236	-	287	167,523	167,237	-	74	167,311
Plant reserve	809,907	(460,000)	-	349,907	809,907	-	361	810,268
Buildings reserve	512,739	-	2,700	515,439	512,739	-	228	512,967
Berringarra - Cue road reserve	1,674,932	-	122,478	1,797,410	1,674,932	-	-	1,674,932
CSIRO Berringarra - Pindar road rese	180,639	-	900	181,539	180,639	-	80	180,719
Flood damage repairs reserve	5,977	-	-	5,977	5,977	-	3	5,980
Settlement buildings and facilitates	747,795	(27,600)	-	720,195	747,795	-	333	748,128
Road Asset Reserve	559,279	(350,000)	-	209,279	559,280	-	249	559,529
Grants Commission Reserve	2,738,556	(2,736,535)	-	2,021	2,738,554	-	1,220	2,739,773
Community Economic Development F	1,350	-	12,822	14,172	1,350	-	1	1,351
Carnarvon-Mullewa Mining Related	-	-	-	-	-	-	-	-
Asset Management Reserve	10,823	-	1,959,540	1,970,363	10,823	-	5	10,828
Museum Reserve	2,252	-	2,252	4,504	-	-	-	-
Workforce Accommodation Reserve	450,000	(300,000)	-	150,000	450,000	-	201	450,201
Total Cash Backed Reserves	7,861,485	(3,874,135)	2,100,979	6,088,329	7,859,232	-	2,754	7,861,986

Annual Budget v YTD Actual



SHIRE OF MURCHISON
 NOTES TO THE STATEMENT OF FINANCIAL ACTIVITY
 For the Period Ending 31 July 2025

8. DISPOSAL OF ASSETS

Annual Budget

	WDV \$	Proceeds \$	Profit \$	(Loss) \$
Transport				
Plant and Equipment				
Plant and Equipment	120,000	120,000	-	-
Total Disposal of Assets	120,000	120,000	-	-
Total Profit or (Loss)				-

YTD Actual

	WDV \$	Proceeds \$	Profit \$	(Loss) \$
Other Property & Services				
Plant and Equipment				
Plant and Equipment	-	-	-	-
Total Disposal of Assets	-	-	-	-
Total Profit or (Loss)				-

SHIRE OF MURCHISON
 NOTES TO THE STATEMENT OF FINANCIAL ACTIVITY
 For the Period Ending 31 July 2025

9. CAPITAL ACQUISITIONS

(a) Land and Buildings	Funding Source	Annual Budget \$	YTD Budget \$	YTD Actual \$	YTD Variance \$	% Complete
Recreation & Culture						
	Community / Sports Centre Refurbishments	120,000	10,000	48,105	(38,105)	40%
Housing						
	Capex - Construct Staff Housing	980,000	81,666	-	81,666	0%
Transport						
	Depot Buildings & Improvements	2,500	208	-	208	0%
Economic Services						
	F Capex New Caravan Park Ablution Block	-	-	27,997	(27,997)	
	Capex - Roadhouse Business Bldg.	-	-	-	-	0%
	Depot Buildings & Improvements	425,000	35,416	-	35,416	0%
	Roadhouse Staff Accommodation	1,470,000	122,500	-	122,500	0%
Total Land and Buildings		2,997,500	249,790	76,103	173,688	

(b) Furniture & Equipment	Funding Source	Annual Budget \$	YTD Budget \$	YTD Actual \$	YTD Variance \$	% Complete
Housing						
	Staff Housing Furniture & Equipment	856	71	-	71	100%
Economic Services						
	Capex - Washing Machines	-	-	-	-	0%
	Roadhouse Appliances	5,000	416	-	416	0%
	Roadhouse Appliances	2,500	208	-	208	0%
Total Furniture & Equipment		8,356	695	-	695	

(c) Plant and Equipment	Funding Source	Annual Budget \$	YTD Budget \$	YTD Actual \$	YTD Variance \$	% Complete
Transport						
	Road Plant Purchases	580,000	48,333	-	48,333	0%
Total Plant and Equipment		580,000	48,333	-	48,333	

SHIRE OF MURCHISON
 NOTES TO THE STATEMENT OF FINANCIAL ACTIVITY
 For the Period Ending 31 July 2025

9. CAPITAL ACQUISITIONS (Continued)

(d) Infrastructure - Roads	Funding Source	Annual Budget \$	YTD Budget \$	YTD Actual \$	YTD Variance \$	% Complete
Transport						
Roads Construction General		801,276	66,771	-	66,771	0%
Unallocated Roads Expenses		-	-	1,140	(1,140)	
Beri-Pindar Rd - Resheet Incl Floodway Sections		-	-	-	-	0%
General Road Sealing Works		-	-	28,328	(28,328)	
Reseal Works		223,198	-	-	-	0%
SKA Route		3,018,941	251,575	280,175	(28,600)	9%
Carn- Mullewa Rd		1,495,332	124,608	23	124,585	0%
Beri-Byro Rd Sections 69.99-87.70		122,749	10,229	-	10,229	0%
Carn-Mul Rd Floodway over Wooramel River		23,250	1,937	-	1,937	
C12048 - Meeb-Wool Floodway over Murchison River		49,050	4,087	-	4,087	
Errabiddy Bluff Rd Resheet incl Floodways		100,680	8,389	91,864	(83,475)	
Capex Grids General		-	-	-	-	0%
		5,834,476	467,596	401,529	66,067	
Total Infrastructure - Roads		5,834,476	467,596	401,529	66,067	
(e) Infrastructure - Other	Funding Source	Annual Budget \$	YTD Budget \$	YTD Actual \$	YTD Variance \$	% Complete
Recreation & Culture						
Community Splash Pool		-	-	50,344	(50,344)	
Improvements To Drinking Water Reticulation		350,602	29,216	-	29,216	0%
Economic Services						
Roadhouse Other Equipment		-	-	58	(58)	
Roadhouse Three Accomodation Units		-	-	58	(58)	
Caravan Park Pool Construction		-	-	71,605	(71,605)	
Caravan Park Non Ensuites Cabins Conversion		160,000	13,333	-	13,333	0%
Power Supply Upgrade		1,148,183	95,681	135,039	(39,358)	12%
Community Amenities						
Total Infrastructure - Other		1,658,785	138,230	257,105	(118,875)	
Total Capital Expenditure		11,079,117	904,644	734,736	169,908	

SHIRE OF MURCHISON
NOTES TO THE STATEMENT OF FINANCIAL ACTIVITY
For the Period Ending 31 July 2025

10. RATING INFORMATION

	Rateable Value \$	Rate in \$	Number of Properties #	Annual Budget Revenue \$	Rate Revenue \$	Interim Rates CY \$	Interim Rates PY \$	YTD Actual Revenue \$
General Rates								
UV Pastoral	1,236,464	0.099320	22	122,800	-	-	-	-
UV Mining	2,219,287	0.198300	14	440,095	-	-	-	-
UV Mining (Mining Licenses)	1,126,734	0.198300	11	223,436	-	-	-	-
UV Prospecting and exploration	1,079,319	0.198300	46	214,034	-	-	-	-
Total General Rates				1,000,365	-	-	-	-
Minimum Rates								
UV Pastoral	24,385	1,000	6	6,000	-	-	-	-
UV Mining	1,928	1,000	1	1,000	-	-	-	-
UV Mining (Mining Licenses)	8,316	1,000	4	4,000	-	-	-	-
UV Prospecting and exploration	41,878	1,000	17	17,000	-	-	-	-
Total Minimum Rates				28,000	-	-	-	-
Total General and Minimum Rates				1,028,365	-	-	-	-
Other Rate Revenue								
Interim Rates CY/PY				1,732,104				895,841
Total Rate Revenue				2,760,469				895,841

SHIRE OF MURCHISON
 NOTES TO THE STATEMENT OF FINANCIAL ACTIVITY
 For the Period Ending 31 July 2025

11. INFORMATION ON BORROWINGS

(a) Debenture Repayments

(i) Loan 2 Roadworks in 2020-21

	Annual Budget	YTD Budget	YTD Actual
	\$	\$	\$
Transport			
Opening balance	1,345,628	1,345,628	1,533,838
Principal payment	(196,094)	(196,094)	-
Principal Outstanding	1,149,534	1,149,534	1,533,838
Finance cost payment	(23,809)	(1,393)	-
Service fee			
Total Principal, Finance Cost and Fees Paid	(219,903)	(197,487)	-
Total Principal Outstanding	1,149,534	1,149,534	1,533,838
Total Principal Repayments	(196,094)	(196,094)	-

SHIRE OF MURCHISON
NOTES TO THE STATEMENT OF FINANCIAL ACTIVITY
For the Period Ending 31 July 2025

12. GRANTS, SUBSIDIES AND CONTRIBUTIONS

(a) Grants, Subsidies and Contributions

Program / Details	Grant Provider	Annual Budget \$	YTD Budget \$	YTD Actual \$
General Purpose Funding				
F.A.G Grant - General	WALGGC	1,803,162	450,790	-
F.A.G Grant - Roads	WALGGC	493,514	123,378	-
Law, Order and Public Safety				
DFES Operating Grant	DFES	14,795	1,232	3,777
Transport				
Income Relating to Streets, Roads, Bridge	MRWA	-	-	5,000
MRWA Direct	MRWA	329,976	27,498	321,214
WANDRRA Flood Damage	MRWA	4,000,326	-	304,607
MRWA - SKA Roads	MRWA	1,807,780	150,648	-
Contribution Beringarra/Pindar Roads	MRWA	230,893	19,241	-
Economic Services				
Tour Area Prom Revenue		50,000	4,166	6,080
Roadhouse Other Revenue		9,016	751	667
Other Property & Services				
Diesel Fuel Rebate		70,426	5,868	6,198
Workers Compensation Reimbursements		35,000	2,916	-
Total Grants, Subsidies and Contributions		8,844,887	786,488	647,542
(b) Capital Grants, Subsidies and Contributions				
Transport				
MRWA Specific	MRWA	1,500,000	125,000	600,000
Roads to Recovery		904,989	75,415	-
MRWA - SKA Roads	MRWA	3,320,835	276,736	578,640
Recreation & Culture				
Economic Services				
Settlement Infrastructure Grants		813,339	67,778	-
Total Capital Grants, Subsidies and Contributions		6,539,163	544,929	1,178,640
Total Grants, Subsidies and Contributions		15,384,050	1,331,417	1,826,182



murchisonshire

PO Box 61, Mullewa WA 6630
T | (08) 9963 7999 F | (08) 9963 7966
E | admin@murchison.wa.gov.au
ABN 63 002 218 762
murchison.wa.gov.au

SHIRE OF MURCHISON

MONTHLY FINANCIAL REPORT

For the Period Ending 31 August 2025

*LOCAL GOVERNMENT ACT 1995
LOCAL GOVERNMENT (FINANCIAL MANAGEMENT) REGULATIONS 1996*



RSM Australia Pty Ltd

Level 1, 12 Bayly Street Geraldton WA 6530

PO Box 61 Geraldton WA 6531

T +61(0) 8 9920 7400

F +61(0) 8 9920 7450

www.rsm.com.au

Compilation Report

To the Council

Shire of Murchison

Scope

We have compiled the accompanying special purpose financial statements.

The specific purpose for which the special purpose financial report has been prepared is to provide information relating to the financial performance and financial position of the Shire that satisfies the information needs of the Council and the *Local Government Act 1995* and associated regulations.

The responsibility of the Shire

The Shire is solely responsible for the information contained in the special purpose financial report and have determined that the accounting policies used are consistent and are appropriate to satisfy the requirements of the Council and the *Local Government Act 1995* and associated regulations.

Our responsibility

On the basis of information provided by the Shire, we have compiled the accompanying special purpose financial statements in accordance with the significant accounting policies adopted as set out in Note 1 to the financial statements and APES 315: Compilation of Financial Information.

Our procedures use accounting expertise to collect, classify and summarise the financial information, which the Management provided, into a financial report. Our procedures do not include any verification or validation procedures. No audit or review has been performed and accordingly no assurance is expressed.

To the extent permitted by law, we do not accept liability for any loss or damage which any person, other than the Shire of Murchison, may suffer arising from negligence on our part.

This report was prepared for the benefit of the Council of the Shire of Murchison and the purpose identified above. We do not accept responsibility to any other person for the content of the report.

Travis Bate
Signed at GERALDTON

RSM Australia Pty Ltd
Chartered Accountants

Date 22nd September 2025

THE POWER OF BEING UNDERSTOOD

AUDIT | TAX | CONSULTING

RSM Australia Pty Ltd is a member of the RSM network and trades as RSM. RSM is the trading name used by the members of the RSM network. Each member of the RSM network is an independent accounting and consulting firm which practices in its own right. The RSM network is not itself a separate legal entity in any jurisdiction.

RSM Australia Pty Ltd ACN 009 321 377 atf Birdanco Practice Trust ABN 65 319 382 479 trading as RSM

Liability limited by a scheme approved under Professional Standards Legislation

SHIRE OF MURCHISON
MONTHLY FINANCIAL REPORT
For the Period Ending 31 August 2025
[CONTENTS PAGE](#)

General	Note
Compilation Report	
Executive Summary	
Financial Statements	
Statement of Financial Activity by Nature or Type	
Statement of Financial Activity by Program	
Statement of Financial Position	
Statement of Capital Acquisitions and Funding	
Notes to the Statement of Financial Activity	
Significant Accounting Policies	Note 1
Explanation of Material Variances	Note 2
Net Current Funding Position	Note 3
Cash and Investments	Note 4
Trust Fund	Note 5
Receivables	Note 6
Cash Backed Reserves	Note 7
Capital Disposals	Note 8
Capital Acquisitions	Note 9
Rating Information	Note 10
Information on Borrowings	Note 11
Grants and Contributions	Note 12
Budget Amendments	Note 13

SHIRE OF MURCHISON
MONTHLY FINANCIAL REPORT
For the Period Ending 31 August 2025
EXECUTIVE SUMMARY

Statement of Financial Activity

Statements are presented on pages 5 and 6 showing a surplus/(deficit) as at 31 August 2025 of \$1,880,433

Significant Revenue and Expenditure

	Collected / Completed %	Annual Budget \$	YTD Budget \$	YTD Actual \$
Significant Projects				
SKA Route	19%	3,018,941	503,150	584,866
Power Supply Upgrade	38%	1,148,183	191,362	431,349
Improvements To Drinking Water Reticulation	0%	350,602	58,432	-
Carn- Mullewa Rd	0%	1,495,332	249,216	584
	22%	4,517,726	752,944	1,016,215
Grants, Subsidies and Contributions				
Grants, subsidies and contributions	20%	8,844,887	4,999,133	1,757,996
Capital grants, subsidies and contributions	29%	6,539,163	1,089,858	1,867,373
	24%	15,384,050	6,088,991	3,625,369
Rates Levied	32%	2,760,469	326,588	895,841

% - Compares current YTD actuals to the Annual Budget

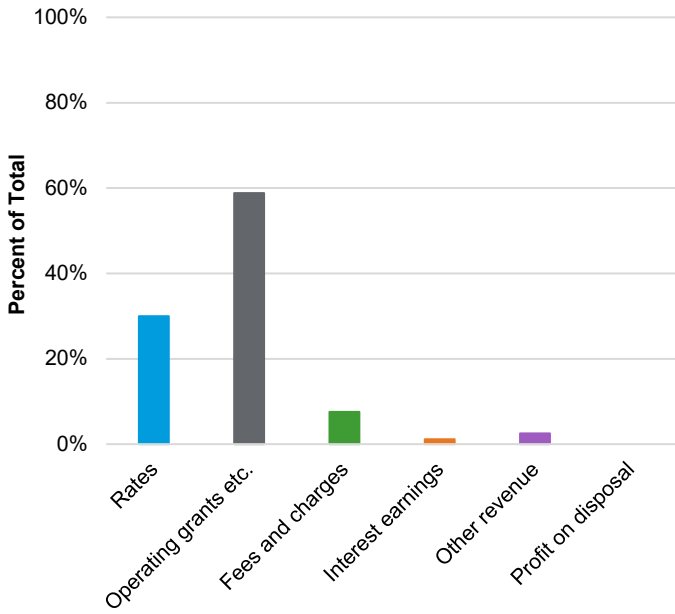
Financial Position

Account	Difference to Prior Year %	Current Year 31 Aug 25 \$	Prior Year 31 Aug 24 \$
Adjusted net current assets	33%	1,880,433	5,727,238
Cash and equivalent - unrestricted	27%	2,049,903	7,543,618
Cash and equivalent - restricted	0%	7,891,186	3,928,851
Receivables - rates	121%	954,013	790,114
Receivables - other	21,229%	1,143,194	5,385
Total Current Liabilities	135%	4,411,057	3,271,798

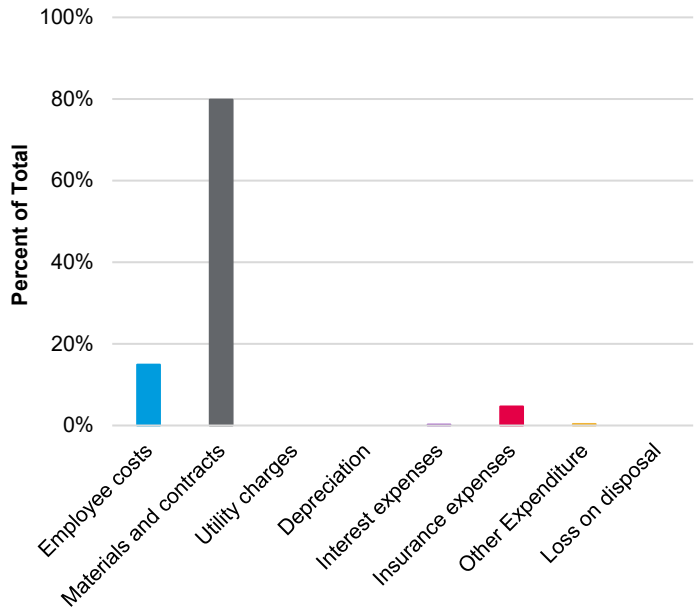
% - Compares current YTD actuals to prior year actuals

SHIRE OF MURCHISON
MONTHLY FINANCIAL REPORT
 For the Period Ending 31 August 2025
SUMMARY GRAPHS

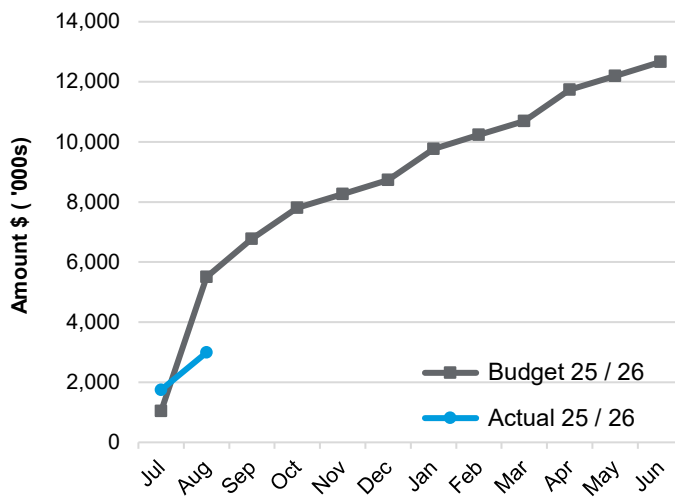
Operating Income



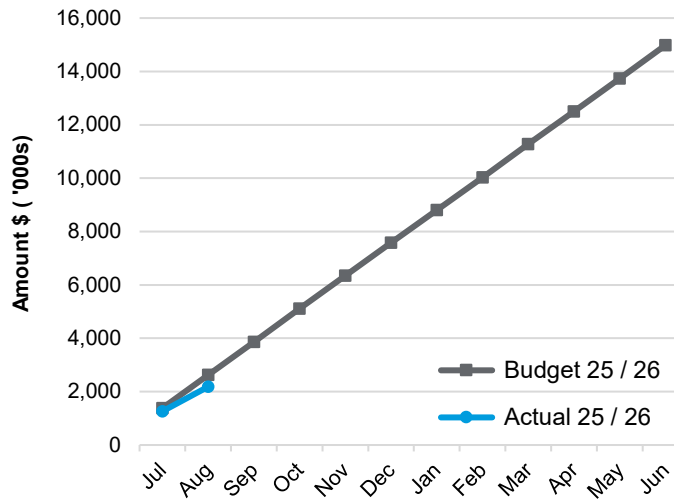
Operating Expenditure



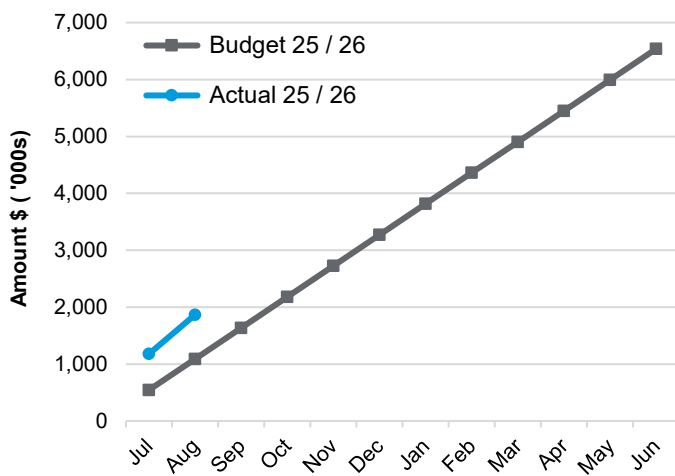
Operating Revenues



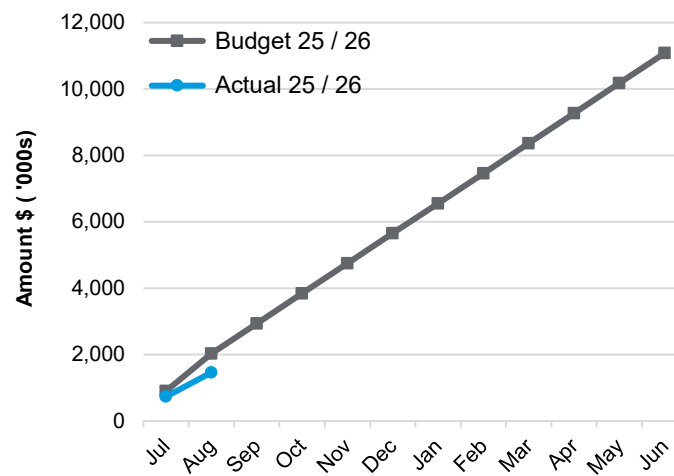
Operating Expenses



Capital Revenues - Investing



Capital Expenses



SHIRE OF MURCHISON
STATEMENT OF FINANCIAL ACTIVITY
For the Period Ending 31 August 2025

NATURE OR TYPE

	Note	Annual Budget \$	YTD Budget \$	YTD Actual \$	Var* \$	Var* %	Var
Revenue from Operating Activities							
Rates	10	2,760,469	326,588	895,841	569,253	174%	▲
Grants, subsidies and contributions	12(a)	8,844,887	4,999,133	1,757,996	(3,241,137)	(65%)	▼
Fees and charges		624,010	103,990	225,714	121,724	117%	▲
Interest earnings		136,674	21,730	34,103	12,373	57%	▲
Other revenue		295,314	48,746	75,166	26,420	54%	▲
Profit on disposal of assets	8	-	-	-	-		
		12,661,354	5,500,187	2,988,820			
Expenditure from Operating Activities							
Employee costs		(1,716,406)	(321,692)	(325,565)	(3,873)	(1%)	
Materials and contracts		(8,301,526)	(1,387,975)	(1,743,608)	(355,633)	(26%)	▼
Depreciation on non-current assets		(4,558,090)	(759,648)	-	759,648	100%	▲
Finance cost		(41,536)	(2,952)	(4,873)	(1,921)	(65%)	
Insurance expenses		(193,609)	(125,335)	(101,677)	23,658	19%	▲
Other expenditure		(172,339)	(26,348)	(8,194)	18,154	69%	▲
Loss on disposal of assets	8	-	-	-	-		
		(14,983,505)	(2,623,950)	(2,183,916)			
Excluded Non-cash Operating Activities							
Depreciation and amortisation		4,558,090	759,648	-			
Movement in Employee Benefits		-	-	-			
(Profit) / loss on asset disposal		-	-	-			
Net Amount from Operating Activities		2,235,938	3,635,885	804,905			
Investing Activities							
Inflows from Investing Activities							
Capital grants, subsidies and contributions	12(b)	6,539,163	1,089,858	1,867,373	777,515	71%	▲
Proceeds from disposal of assets	8	120,000	-	-	-		
		6,659,163	1,089,858	1,867,373			
Outflows from Investing Activities							
Land and buildings	9(a)	(2,997,500)	(499,580)	(76,103)	423,478	85%	▲
Plant and equipment	9(c)	(580,000)	(96,666)	-	96,666	100%	▲
Furniture and equipment	9(b)	(8,356)	(1,390)	-	1,390	100%	▲
Infrastructure - roads	9(d)	(5,834,476)	(1,158,390)	(833,153)	325,237	28%	▲
Infrastructure - other	9(e)	(1,658,785)	(276,460)	(553,415)	(276,955)	(100%)	
		(11,079,117)	(2,032,486)	(1,462,670)			
Net Amount from Investing Activities		(4,419,954)	(942,628)	404,703			
Financing Activities							
Inflows from Financing Activities							
Transfer from reserves	7	3,874,135	-	-	-		
		3,874,135	-	-			
Outflows from Financing Activities							
Repayment of debentures	11(a)	(196,094)	-	-	-		
Transfer to reserves	7	(2,100,979)	-	(31,948)	(31,948)		
		(2,297,073)	-	(31,948)			
Net Amount from Financing Activities		1,577,062	-	(31,948)			
Movement in Surplus or Deficit							
Opening Funding Surplus / (Deficit)							
Amount attributable to operating activities	3	670,723	670,723	702,773			
Amount attributable to investing activities		2,235,938	3,635,885	804,905			
Amount attributable to financing activities		(4,419,954)	(942,628)	404,703			
		1,577,062	-	(31,948)			
Closing Surplus / (Deficit)	3	63,770	3,363,980	1,880,433			

* - Note 2 provides an explanation for the relevant variances shown above.

This statement needs to be read in conjunction with the accompanying Financial Statements and Notes.

SHIRE OF MURCHISON
STATEMENT OF FINANCIAL ACTIVITY
For the Period Ending 31 August 2025
REPORTING PROGRAM

Note	Annual Budget \$	YTD Budget \$	YTD Actual \$	Var* \$	Var* %
Revenue from Operating Activities					
Governance	5,652	940	5,000	4,060	432%
General purpose funding	5,196,593	922,486	1,655,317	732,831	79%
Law, order and public safety	15,305	2,548	3,777	1,229	48%
Housing	-	-	8,982	8,982	
Community amenities	840	140	329	189	135%
Recreation and culture	7,932	1,308	2,923	1,615	124%
Transport	6,369,887	4,395,252	1,015,451	(3,379,801)	(77%)
Economic services	959,719	159,946	226,321	66,375	41%
Other property and services	105,426	17,568	70,720	53,152	303%
	12,661,354	5,500,187	2,988,821		
Expenditure from Operating Activities					
Governance	(664,452)	(208,777)	(173,267)	35,511	17%
General purpose funding	(41,012)	(6,834)	(5,439)	1,395	20%
Law, order and public safety	(62,116)	(13,682)	(17,848)	(4,166)	(30%)
Health	(28,614)	(4,262)	(2,267)	1,995	47%
Education and welfare	(500)	-	-	-	
Housing	-	76	(14,849)	(14,925)	19,638%
Community amenities	(226,686)	(35,882)	(26,263)	9,619	27%
Recreation and culture	(649,310)	(108,148)	(117,808)	(9,660)	(9%)
Transport	(10,803,355)	(1,809,112)	(1,423,335)	385,777	21%
Economic services	(2,402,035)	(400,224)	(467,576)	(67,352)	(17%)
Other property and services	(105,426)	(37,105)	64,736	101,841	274%
	(14,983,505)	(2,623,950)	(2,183,916)		
Excluded Non-cash Operating Activities					
Depreciation and amortisation	4,558,090	759,648	-		
Movement in Employee Benefits	-	-	-		
(Profit) / loss on asset disposal	-	-	-		
8					
	2,235,939	3,635,885	804,905		
Net Amount from Operating Activities					
Investing Activities					
Inflows from Investing Activities					
Capital grants, subsidies and contribution	12(b) 6,539,163	1,089,858	1,867,373	777,515	71%
Proceeds from disposal of assets	8 120,000	-	-	-	
	6,659,163	1,089,858	1,867,373		
Outflows from Investing Activities					
Land and buildings	9(a) (2,997,500)	(499,580)	(76,103)	423,478	85%
Plant and equipment	9(c) (580,000)	(96,666)	-	96,666	100%
Furniture and equipment	9(b) (8,356)	(1,390)	-	1,390	100%
Infrastructure - roads	9(d) (5,834,476)	(1,158,390)	(833,153)	325,237	28%
Infrastructure - other	9(e) (1,658,785)	(276,460)	(553,415)	(276,955)	(100%)
	(11,079,117)	(2,032,486)	(1,462,670)		
	(4,419,954)	(942,628)	404,703		
Net Amount from Investing Activities					
Financing Activities					
Inflows from Financing Activities					
Transfer from reserves	7 3,874,135	-	-	-	
	3,874,135				
Outflows from Financing Activities					
Repayment of debentures	11(a) (196,094)	-	-	-	
Transfer to reserves	7 (2,100,979)	-	(31,948)	(31,948)	
	(2,297,073)		(31,948)		
	1,577,062	-	(31,948)		
Net Amount from Financing Activities					
Movement in Surplus or Deficit					
Opening Funding Surplus / (Deficit)					
3	670,723	670,723	702,773		
Amount attributable to operating activities	2,235,939	3,635,885	804,905		
Amount attributable to investing activities	(4,419,954)	(942,628)	404,703		
Amount attributable to financing activities	1,577,062	-	(31,948)		
Closing Funding Surplus / (Deficit)	3	63,770	3,363,980	1,880,433	

This statement needs to be read in conjunction with the accompanying Financial Statements and Notes.

SHIRE OF MURCHISON
STATEMENT OF FINANCIAL POSITION
For the Period Ending 31 August 2025

	FY 2025 31 August 2025	FY 2024 30 June 2025
	\$	\$
CURRENT ASSETS		
Cash and cash equivalents	9,941,089	10,538,378
Trade and other receivables	2,298,163	1,413,447
Inventories	221,169	191,897
Other assets	1,317,118	1,488,979
TOTAL CURRENT ASSETS	13,777,538	13,632,701
NON-CURRENT ASSETS		
Other financial assets	19,905	19,905
Property, plant and equipment	16,088,017	15,458,499
Infrastructure	97,488,400	96,655,247
TOTAL NON-CURRENT ASSETS	113,596,322	112,133,652
TOTAL ASSETS	127,373,860	125,766,352
CURRENT LIABILITIES		
Trade and other payables	1,832,513	2,014,484
Other liabilities	2,177,726	3,060,525
Borrowings	196,094	196,094
Employee related provisions	210,632	210,632
TOTAL CURRENT LIABILITIES	4,416,965	5,481,735
NON-CURRENT LIABILITIES		
Borrowings	1,145,213	1,145,213
Employee related provisions	42,400	42,400
TOTAL NON-CURRENT LIABILITIES	1,187,613	1,187,613
TOTAL LIABILITIES	5,604,578	6,669,348
NET ASSETS	121,769,282	119,097,004
EQUITY		
Retained surplus	34,496,329	31,453,987
Reserve accounts	7,857,885	8,227,949
Revaluation surplus	79,415,068	79,415,068
TOTAL EQUITY	121,769,282	119,097,004

SHIRE OF MURCHISON
STATEMENT OF CAPITAL ACQUISITIONS AND FUNDING
For the Period Ending 31 August 2025
CAPITAL ACQUISITIONS AND FUNDING

Asset Group	Note	Annual Budget \$	YTD Actual Total \$
Land and buildings	9(a)	2,997,500	76,103
Plant and equipment	9(c)	580,000	-
Furniture and equipment	9(b)	8,356	-
Infrastructure - roads	9(d)	5,834,476	833,153
Infrastructure - other	9(e)	1,658,785	553,415
Total Capital Expenditure		11,079,117	1,462,670
Capital Acquisitions Funded by:			
Capital grants and contributions		6,539,163	1,462,670
Other (disposals and c/fwd)		120,000	-
Council contribution - from reserves		837,600	-
Council contribution - operations		3,582,354	-
Total Capital Acquisitions Funding		11,079,117	1,462,670

SHIRE OF MURCHISON
NOTES TO THE STATEMENT OF FINANCIAL ACTIVITY
For the Period Ending 31 August 2025

1. SIGNIFICANT ACCOUNTING POLICIES

This report is prepared to meet the requirements of *Local Government (Financial Management) Regulations 1996 Regulation 34*.

The material variance adopted by the Shire of Murchison for the 2024/25 year is \$10,000 or 10%, whichever is greater. Items considered to be of material variance are disclosed in Note 2.

The statements and accompanying notes are prepared based on all transactions recorded at the time of preparation and may vary due to transactions being processed for the reporting period after the date of preparation. The preparation also requires management to make judgements, estimates and assumptions which effect the application of policies and the reported amounts in the statements and notes. These estimated figures are based on historical experience or other factors believed to be reasonable under the circumstances. Therefore, the actual results may differ from these reported amounts.

Actual and Budget comparatives are presented in year to date format unless otherwise stated. The Adopted Budget is used in the report until superseded by the Budget Review.

Preparation

Prepared by: Bertus Lochner
 Reviewed by: Travis Bate
 Date prepared: 22 Sep 25

(a) Basis of Preparation

The following financial statements are special purpose financial statements that have been prepared in accordance with the Australian Accounting Standards, Authoritative Interpretations, the *Local Government Act 1995*, and regulations, within the context in which they relate to local governments and not-for-profit entities.

With the exception of the cash flow statement and rate setting information, the following report has been prepared on an accrual basis with balances measured at historical cost unless subject to fair value adjustments. Items subject to fair value adjustments include certain non-current assets, financial assets, and financial liabilities. Items such as assets, liabilities, equity, income and expenses have been recognised in accordance with the definitions and recognition criteria set out in the Framework for the Preparation and Presentation of Financial Statements.

These financial statements comply with, and supersede, the Australian Accounting Standards with the *Local Government (Financial Management) Regulations 1996* where applicable. Further information is provided in Note 1(i).

The functional and presentation currency of the report is Australian dollars.

(b) The Local Government Reporting Entity

The Australian Accounting Standards define local government as a reporting entity which can be a single entity or a group comprising a parent and all its subsidiaries. All funds controlled by the Shire in order to provide its services have formed part of the following report. Transactions and balances related to these controlled funds, such as transfers to and from reserves, were eliminated during the preparation of the report.

Funds held in Trust, which are controlled but not owned by the Shire, do not form part of the financial statements. Further information on the Shire funds in Trust are provided in Note 5.

(c) Rounding of Amounts

The Shire is an entity to which the *Local Government (Financial Management) Regulations 1996* applies and, accordingly amounts in the financial report have been rounded to the dollar except for amounts shown as a rate in the dollar. Where total assets exceed \$10,000,000 in the prior audited annual financial report, the amounts may be rounded to the nearest \$1,000.

SHIRE OF MURCHISON
NOTES TO THE STATEMENT OF FINANCIAL ACTIVITY
For the Period Ending 31 August 2025

1. SIGNIFICANT ACCOUNTING POLICIES (Continued)

(d) Goods and Services Tax (GST)

Revenue, expenses and assets are recognised net of the amount of goods and services tax (GST), except where the amount of GST incurred is not recoverable from the Australian Taxation Office (ATO).

Receivables and payables are stated inclusive of GST receivable or payable. The net amount of GST recoverable from, or payable to, the ATO is included with receivables or payables in the statement of financial position.

(e) Superannuation

The Shire contributes to a number of superannuation funds on behalf of employees. All funds to which the Shire contributes are defined contribution plans.

(f) Cash and Cash Equivalents

Cash and cash equivalents normally include cash on hand, cash at bank, deposits on demand with banks, other short term highly liquid investments that are readily convertible to known amounts of cash and which are subject to an insignificant risk of changes in value and bank overdrafts. Bank overdrafts are shown as short term borrowings in current liabilities in Note 3 - Net Current Assets.

(g) Financial Assets at Amortised Cost

The Shire classifies financial assets at amortised cost if both of the following criteria are met:

- the asset is held within a business model whose objective is to collect the contractual cashflows, and
- the contractual terms give rise to cash flows that are solely payments of principal and interest.

(h) Inventories

General

Inventories are measured at the lower of cost and net realisable value. Net realisable value is the estimated selling price in the ordinary course of business less the estimated costs related to completion and its sale.

Land Held for Resale

Land held for development and sale is valued at the lower of cost and net realisable value. Cost includes the cost of acquisition, development, borrowing costs and holding costs until completion of development. Finance costs and holding charges incurred after development is completed are expensed. Gains and losses are recognised in profit or loss at the time of signing an unconditional contract of sale if significant risks and rewards, and effective control over the land, are passed on to the buyer at this point. Land held for sale is classified as current except where it is held as non-current based on Council's intentions to release for sale.

(i) Trade and Other Receivables

Trade and other receivables include amounts due from ratepayers for unpaid rates and service charges and other amounts due from third parties for grants, contributions, reimbursements, and goods sold and services performed on the ordinary course of business.

Trade and other receivables are recognised initially at the amount of consideration that is unconditional, unless they contain significant financing components, when they are recognised at fair value.

Trade receivables are held with the objective to collect the contractual cashflows and therefore the Shire measures them subsequently at amortised cost using the effective interest rate method.

Due to the short term nature of current receivables, their carrying amount is considered to be the same as their fair value. Non-current receivables are indexed to inflation, any difference between the face value and fair value is considered immaterial.

The Shire applies the AASB 9 simplified approach to measuring expected credit losses using a lifetime expected credit loss allowance for all trade receivables. To measure the expected credit losses, rates receivables are separated from other trade receivables due to the difference in payment terms and security for rates receivable.

SHIRE OF MURCHISON
NOTES TO THE STATEMENT OF FINANCIAL ACTIVITY
For the Period Ending 31 August 2025

1. SIGNIFICANT ACCOUNTING POLICIES (Continued)

(j) Fixed Assets

Each class of fixed assets within either plant and equipment or infrastructure, is carried at cost or fair value less, where applicable, any accumulated depreciation and impairment losses.

Recognition of Assets

Assets for which the fair value as at the date of acquisition is under \$5,000 are not recognised as an asset in accordance with Financial Management Regulation 17A (5). These assets are expensed immediately.

Where multiple individual low value assets are purchased together as part of a larger asset or collectively forming a larger asset exceeding the threshold, the individual assets are recognised as one asset and capitalised.

Gains and Losses on Disposal

Gains and losses on disposals are determined by comparing proceeds with the carrying amount. These gains and losses are included in profit or loss in the period which they arise.

(i) Depreciation of Non-current Assets

The depreciable amount of fixed assets included in buildings but excluding freehold land, are depreciated on a straight-line basis over the individual asset's useful life from the time the asset is held ready for use. Leasehold improvements are depreciated over the shorter of either the unexpired period of the lease or the estimated useful life of the improvements.

The assets residual values and useful lives are reviewed and adjusted if appropriate, at the end of each reporting period.

An asset's carrying amount is written down immediately to its recoverable amount if the asset's carrying amount is greater than its estimated recoverable amount.

Major depreciation periods used for each class of depreciable asset are:

Asset Class	Useful life
Buildings & Improvements	7 to 90 years
Furniture and equipment	3 to 25 years
Plant and equipment	5 to 20 years
Sealed roads and streets formation	not depreciated
pavement	12 years
seal	10 years
- bituminous seals	20 years
- asphalt surfaces	25 years
Gravel roads formation	not depreciated
pavement	45 years
Footpaths	10 years
Culverts	60 years
Signs	20 years
Stock Grids	80 years
Floodways	21 years
Water supply piping and drainage systems	75 years
Bridges	80 years

SHIRE OF MURCHISON
NOTES TO THE STATEMENT OF FINANCIAL ACTIVITY
For the Period Ending 31 August 2025

1. SIGNIFICANT ACCOUNTING POLICIES (Continued)

(l) Trade and Other Payables

Trade and other payables represent liabilities for goods and services provided to the Shire prior to the end of the financial year that are unpaid and arise when the Shire becomes obliged to make future payments in respect of the purchase of these goods and services. The amounts are unsecured, are recognised as a current liability and are normally paid within 30 days of recognition. The carrying amounts of trade and other payables are considered to be the same as their fair values, due to their short-term nature.

(m) Prepaid Rates

Prepaid rates are, until the taxable event has occurred (start of the next financial year), refundable at the request of the ratepayer. Rates received in advance are initially recognised as a financial liability. When the taxable event occurs, the financial liability is extinguished and the Shire recognises revenue for the prepaid rates that have not been refunded.

(n) Employee Benefits

Short-term employee benefits

Provision is made for the Shire's obligation for short-term employee benefits. Short term employee benefits are benefits (other than termination benefits) that are expected to be settled wholly before 12 months after the end of the annual reporting period in which the employees render the related service, including wages, salaries and sick leave. Short-term employee benefits are measured at the (undiscounted) amounts expected to be paid when the obligation is settled. The Shire's obligations for short-term employee benefits such as wages, salaries and sick leave are recognised as a part of current trade and other payables in the determination of the net current asset position. The Shire's obligations for employees' annual leave and long service leave entitlements are recognised as provisions in the determination of the net current asset position.

Other long-term employee benefits

Long-term employee benefits provisions are measured at the present value of the expected future payments to be made to employees. Expected future payments incorporate anticipated future wage and salary levels, durations of service and employee departures and are discounted at rates determined by reference to market yields at the end of the reporting period on government bonds that have maturity dates that approximate the terms of the obligations. Any remeasurements for changes in assumptions of obligations for other long-term employee benefits are recognised in profit or loss in the periods in which the changes occur.

The Shire's obligations for long-term employee benefits are presented as non-current provisions in the statement of financial position, except where the Shire does not have an unconditional right to defer settlement for at least 12 months after the end of the reporting period, in which case the obligations are presented as current provisions.

(o) Interest-bearing Loans and Borrowings

All loans and borrowings are initially recognised at the fair value of the consideration received less directly attributable transaction costs. Subsequent measurement is at amortised cost using the effective interest method. The annual government guarantee fee is expensed in the year incurred.

Borrowings are classified as current liabilities unless the Council has an unconditional right to defer settlement of the liability for at least 12 months after the balance sheet date.

Borrowing Costs

The Shire has elected to recognise borrowing costs as an expense when incurred regardless of how the borrowings are applied. Fair values of borrowings are not materially different to their carrying amount, since the interest payable on those borrowings is either close to current market rates or the borrowings are of a short term nature. Borrowings fair values are based on the discounted cash flows using a current borrowing rate. They are classified as level 3 fair values in the fair value hierarchy due to the unobservable inputs, including own credit risk.

(p) Provisions

Provisions are recognised when the Shire has a present legal or constructive obligation, as a result of past events, for which it is probable that an outflow of economic benefits will result and that outflow can be reliably measured. Provisions are measured using the best estimate of the amounts required to settle the obligation at the end of the reporting period.

SHIRE OF MURCHISON
NOTES TO THE STATEMENT OF FINANCIAL ACTIVITY
For the Period Ending 31 August 2025

1. SIGNIFICANT ACCOUNTING POLICIES (Continued)

(q) Contract Liabilities

Contract liabilities represent the Shire's obligation to transfer goods or services to a customer for which the Shire has received consideration from the customer.

Contract liabilities represent obligations which are not yet satisfied. Contract liabilities are recognised as revenue when the performance obligations in the contract are satisfied.

(r) Current and Non-current Classification

The asset or liability is classified as current if it is expected to be settled within the next 12 months, being the Shire's operational cycle. In the case of liabilities where the Shire does not have the unconditional right to defer settlement beyond 12 months, such as vested long service leave, the liability is classified as current even if not expected to be settled within the next 12 months. Inventories held for trading are classified as current or non-current based on the Shire's intentions to release for sale.

(p) Nature or Type Classifications

Rates

All rates levied under the *Local Government Act 1995*. Includes general, differential, specific area rates, minimum rates, interim rates, back rates, ex-gratia rates, less discounts offered. Exclude administration fees, interest on instalments, interest on arrears and service charges.

Grants, Subsidies and Contributions

Refer to all amounts received as grants, subsidies and contributions that are not capital grants.

Capital Grants, Subsidies and Contributions

Amounts received specifically for the acquisition, construction of new or the upgrading of non-current assets paid to a local government, irrespective of whether these amounts are received as capital grants, subsidies, contributions or donations.

Revenue from Contracts with Customers

Revenue from contracts with customers is recognised when the local government satisfies its performance obligations under the contract.

Profit on Asset Disposal

Gain on the disposal of assets including gains on the disposal of long term investments.

Fees and Charges

Revenues (other than service charges) from the use of facilities and charges made for local government services, sewerage rates, rentals, hire charges, fee for service, photocopying charges, licences, sale of goods or information, fines, penalties and administration fees.

Service Charges

Service charges imposed under *Division 6 of Part 6 of the Local Government Act 1995*. Regulation 54 of the *Local Government (Financial Management) Regulations 1996* identifies these as television and radio broadcasting, underground electricity and neighbourhood surveillance services. Excluding rubbish removal charges, interest and other items of a similar nature received from bank and investment accounts, interest on rate instalments, interest on rate arrears and interest on debtors.

Interest Earnings

Interest and other items of a similar nature received from bank and investment accounts, interest on rate instalments, interest on rate arrears and interest on debtors.

Other Revenue / Income

Other revenue, which can not be classified under the above headings, includes dividends, discounts, rebates etc.

Employee Costs

All costs associated with the employment of a person such as salaries, wages, allowances, benefits such as vehicle and housing, superannuation, employment expenses, removal expenses, relocation expenses, worker's compensation insurance, training costs, conferences, safety expenses, medical examinations, fringe benefit tax, etc.

SHIRE OF MURCHISON
NOTES TO THE STATEMENT OF FINANCIAL ACTIVITY
For the Period Ending 31 August 2025

1. SIGNIFICANT ACCOUNTING POLICIES (Continued)

(p) Nature or Type Classifications (Continued)

Materials and Contracts

All expenditures on materials, supplies and contracts not classified under other headings. These include supply of goods and materials, legal expenses, consultancy, maintenance agreements, communication expenses (such as telephone and internet charges), advertising expenses, membership, periodicals, publications, hire expenses, rental, leases, postage and freight etc.

Utilities (Gas, Electricity, Water, etc.)

Expenditures made to the respective agencies for the provision of power, gas, water and communication expenses. Exclude expenditures incurred for the reinstatement of roadwork on behalf of these agencies.

Insurance

All insurance other than worker's compensation and health benefit insurance included as a cost of employment.

Loss on Asset Disposal

Loss on the disposal of fixed assets.

Depreciation on Non-current Assets

Depreciation expense raised on all classes of assets.

Finance Cost

Interest and other costs of finance paid, including costs of finance for loan debentures, overdraft accommodation and refinancing expenses.

Other Expenditure

Statutory fees, taxes, provision for bad debts, member's fees or State taxes, donations and subsidies made to community groups.

SHIRE OF MURCHISON
NOTES TO THE STATEMENT OF FINANCIAL ACTIVITY
For the Period Ending 31 August 2025

1. SIGNIFICANT ACCOUNTING POLICIES (Continued)

(q) Program Classifications (Function / Activity)

Council operations as disclosed in these financial statements encompass the following service orientated activities/programs.

GOVERNANCE

Administration and operation of facilities and services to members of Council. Other costs that relate to the task of assisting elected members and electors on matters which do not concern specific Council services.

GENERAL PURPOSE FUNDING

Rates, general purpose government grants and interest revenue.

LAW, ORDER AND PUBLIC SAFETY

Supervision of various by-laws, fire prevention and animal control.

HEALTH

Monitor health control standards within the community, provide support and assistance with airstrips to enable all residents access to the Royal Flying Doctor for regular and emergency health services.

EDUCATION AND WELFARE

Support of education facilities within the Shire and of any external resources necessary to assist with education programmes for all residents.

HOUSING

Provision and maintenance of staff housing.

COMMUNITY AMENITIES

Maintain a refuse site for the settlement.

RECREATION AND CULTURE

Provide a library and museum and operation there of. Maintain recreation centre, sports field, parks, gardens and other recreational facilities.

TRANSPORT

Construction and maintenance of roads, drainage works and traffic signs. Maintenance of the settlement airstrip.

ECONOMIC SERVICES

Building control, provision of power and water supplies. Supply and maintenance of television re-broadcasting installation. Provision of radio communication. Maintenance of caravan park. Vermin control and area promotion.

OTHER PROPERTY AND SERVICES

Private works operations, plant repairs and operation costs.

SHIRE OF MURCHISON

NOTES TO THE STATEMENT OF FINANCIAL ACTIVITY

For the Period Ending 31 August 2025

1. SIGNIFICANT ACCOUNTING POLICIES (Continued)

(r) Revenue Recognition Policy

Recognition of revenue is dependant on the source of revenue and the associated terms and conditions associated with each source of revenue and recognised as follows:

Revenue Category	Nature of goods and services	When obligations typically satisfied	Payment terms	Returns / Refunds / Warranties	Determination of transaction price	Allocating transaction price	Measuring obligations for returns	Timing of revenue recognition
Rates	General Rates	Over time	Payment dates adopted by Council during the year	None	Adopted by council annually	When taxable event occurs	Not applicable	When rates notice is issued
Service charges	Charge for specific service	Over time	Payment dates adopted by Council during the year	Refund in event monies are unspent	Adopted by council annually	When taxable event occurs	Not applicable	When rates notice is issued
Grant contracts with customers	Community events, minor facilities, research, design, planning evaluation and services	Over time	Fixed terms transfer of funds based on agreed milestones and reporting	Contract obligation if project not complete	Set by mutual agreement with the customer	Based on the progress of works to match performance obligations	Returns limited to repayment of transaction price of terms breached	Output method based on project milestones and/or completion date matched to performance obligations as inputs are shared
Grants, subsidies or contributions for the construction of non-financial assets	Construction or acquisition of recognisable non-financial assets to be controlled by the local government	Over time	Fixed terms transfer of funds based on agreed milestones and reporting	Contract obligation if project not complete	Set by mutual agreement with the customer	Based on the progress of works to match performance obligations	Returns limited to repayment of transaction price of terms breached	Output method based on project milestones and/or completion date matched to performance obligations as inputs are shared
Grants with no contract commitments	General appropriations and contributions with no reciprocal commitment	No obligations	Not applicable	Not applicable	Cash received	On receipt of funds	Not applicable	When assets are controlled
Licences/ Registrations/ Approvals	Building, planning, development and animal management, having the same nature as a licence regardless of naming.	Single point in time	Full payment prior to issue	None	Set by State legislation or limited by legislation to the cost of provision	Based on timing of issue of the associated rights	No refunds	On payment and issue of the licence, registration or approval
Pool inspections	Compliance safety check	Single point in time	Equal proportion based on an equal annually fee	None	Set by State legislation	Apportioned equally across the inspection cycle	No refunds	After inspection complete based on a 4 year cycle

SHIRE OF MURCHISON

NOTES TO THE STATEMENT OF FINANCIAL ACTIVITY

For the Period Ending 31 August 2025

1. SIGNIFICANT ACCOUNTING POLICIES (Continued)

(r) Revenue Recognition Policy (Continued)

Revenue Category	Nature of goods and services	When obligations typically satisfied	Payment terms	Returns / Refunds / Warranties	Determination of transaction price	Allocating transaction price	Measuring obligations for returns	Timing of revenue recognition
Other inspections	Regulatory Food, Health and Safety	Single point in time	Full payment prior to inspection	None	Set by State legislation or limited by legislation to the cost of provision	Applied fully on timing of inspection	Not applicable	Revenue recognised after inspection event occurs
Property hire and entry	Use of halls and facilities	Single point in time	In full in advance	Refund if event cancelled within 7 days	Adopted by council annually	Based on timing of entry to facility	Returns limited to repayment of transaction price	On entry or at conclusion of hire
Fees and charges for other goods and services	Cemetery services, library fees, reinstatements and private works	Single point in time	Payment in full in advance	None	Adopted by council annually	Applied fully based on timing of provision	Not applicable	Output method based on provision of service or completion of works
Sale of stock	Roadhouse fuel & kiosk sales.	Single point in time	In full in advance, on 15 day credit	Refund for faulty goods	Adopted by council policy & annual fees and charges review, set by mutual agreement	Applied fully based on timing of provision	Returns limited to repayment of transaction price	Output method based on goods
Commissions	Commissions on licencing and ticket sales	Over time	Payment in full on sale	None	Set by mutual agreement with the customer	On receipt of funds	Not applicable	When assets are controlled
Reimbursements	Insurance claims	Single point in time	Payment in arrears for claimable event	None	Set by mutual agreement with the customer	When claim is agreed	Not applicable	When claim is agreed

SHIRE OF MURCHISON
 NOTES TO THE STATEMENT OF FINANCIAL ACTIVITY
 For the Period Ending 31 August 2025

2. EXPLANATION OF MATERIAL VARIANCES

Variances which have exceeded the thresholds are listed below by Program. Significant variances within the Program are listed underneath it by Nature or Type.

The material variance adopted by Council for the 2024/25 year is \$10,000 and 10%.

Nature or Type Operating Revenues	Var \$	Var %	Var	Timing / Permanent	Explanation of Variance
Rates	569,253	174%	▲	Timing	Back Rates levied on Miscellaneous Mining Licences July 2025.
Grants, Subsidies and Contributions	(3,241,137)	(65%)	▼	Timing	Relates to timing of budget profile, refer note 12 for breakdown.
Fees and Charges	121,724	117%	▲	Timing	Mostly related to private works income (\$65K) and Roadhouse fuel sales (\$52K).
Interest earnings	12,373	57%	▲	Timing	Timing of quarterly earnings on Term Deposit Reserve bank account (Matured August 25).
Other Revenue	26,420	54%	▲	Timing	Mostly related to road house fuel sales (\$17K).
Capital Operating Grants, Subsidies and Contributions	777,515	71%	▲	Timing	Relates to timing of budget profile, refer note 12 for breakdown.

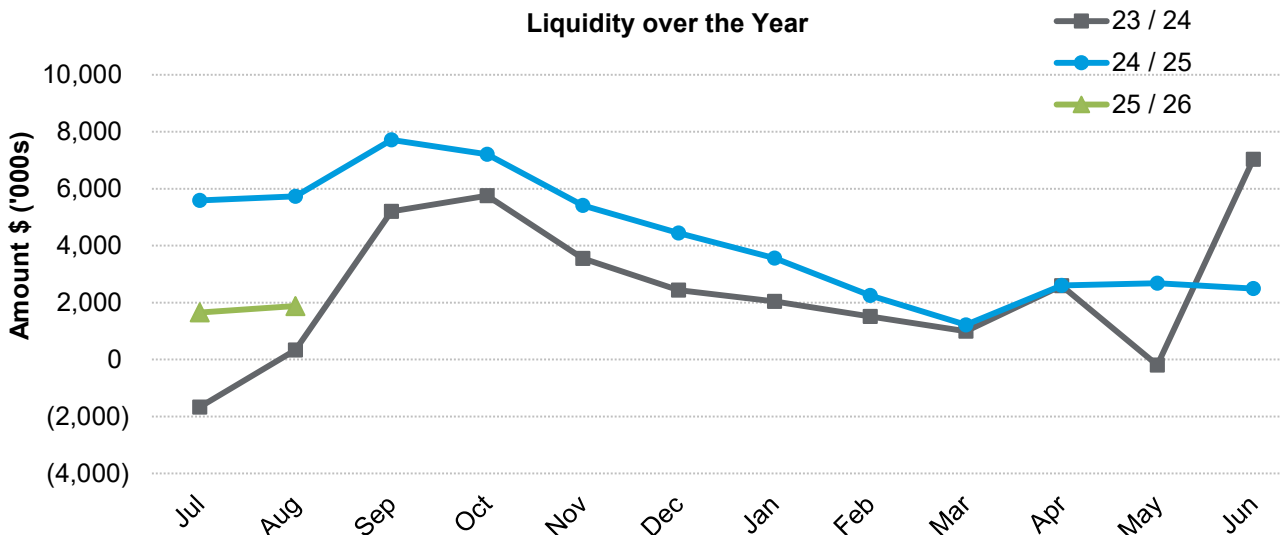
Operating Expense

Materials and contracts	(355,633)	(26%)	▼	Timing	Mainly due to timing of SKA Road Maintenance (\$293K), Roadhouse Fuel Costs (\$33K) and Tourism Expenses (\$42K), offset by below budget General Road Maintenance (\$35K).
Depreciation on Non-current Assets	759,648	100%	▲	Timing	Depreciation not posted, pending finalisation of 2025 audit.
Insurance Expenses	23,658	19%	▲	Timing	Timing of budget profile.
Other expenditure	18,154	69%	▲	Timing	Timing differences in relation to payment of member costs .

SHIRE OF MURCHISON
NOTES TO THE STATEMENT OF FINANCIAL ACTIVITY
For the Period Ending 31 August 2025

3. NET CURRENT FUNDING POSITION

	Note	Current Month 31 Aug 25 \$	Prior Year Closing 30 Jun 25 \$	This Time Last Year 31 Aug 24 \$
Current Assets				
Cash unrestricted	4	2,049,903	2,679,139	7,543,618
Cash restricted	4	7,891,186	7,859,239	3,928,851
Receivables - rates	6(a)	954,013	63,794	790,114
Receivables - sundry	6(b)	1,143,194	1,153,527	5,385
Receivables - other		161,783	156,952	31,034
Accrued Income		64,522	64,522	
Provision for doubtful debts		(31,258)	(31,258)	(8,295)
Contract assets		1,317,118	1,488,979	-
Inventories		221,169	191,897	198,219
Total Current Assets		13,771,630	13,626,792	12,488,926
Current Liabilities				
Payables - sundry		(509,085)	(511,552)	(695,269)
Payables - other		(28,279)	(210,053)	56,586
PAYG Tax withheld		(34,069)	(33,686)	(36,649)
Accrued salaries and wages		(74,735)	(74,735)	-
Accrued expenses		(653,671)	(653,671)	(38,750)
Trust Liability		(151)	49	49
Deposits and bonds		(159,204)	(158,254)	(157,404)
Contract liabilities		(2,177,726)	(3,060,525)	(1,602,131)
Murchison Community Fund		(363,092)	(362,354)	(359,270)
Loan liabilities	11(a)	(200,415)	(200,415)	(192,531)
Total Payables		(4,200,425)	(5,265,195)	(3,025,368)
Provisions		(210,632)	(210,632)	(246,429)
Total Current Liabilities		(4,411,057)	(5,475,826)	(3,271,798)
Less: cash reserves	7	(7,891,186)	(7,859,239)	(3,928,851)
Less: provisions		210,632	210,632	246,429
Less: Self-supporting loan		-	-	-
Add: Disposal of Asset TBA		-	-	-
Add: Loan principal (current)		200,415	200,415	192,531
Add: trust transactions to municipal		-	-	-
Net Funding Position - Surplus / (Deficit)		1,880,433	702,773	5,727,238



SHIRE OF MURCHISON
NOTES TO THE STATEMENT OF FINANCIAL ACTIVITY
For the Period Ending 31 August 2025

4. CASH AND FINANCIAL ASSETS

	Unrestricted	Restricted	Total	Institution	Interest	Maturity
	\$	\$	\$		Rate	Date
Cash					%	
Murchison Community Fund	363,092		363,092	Westpac	Variable	N/A
Municipal	1,483,338		1,483,338	Westpac	Variable	N/A
Cash On Hand	500		500	Cash on hand	Nil	N/A
Muni Short Term Investment	7,726		7,726	Westpac	Variable	N/A
Roadhouse	187,807		187,807	Westpac	Variable	N/A
CSIRO	7,441		7,441	Westpac	Variable	N/A
Term Deposit		3,765,846	3,765,846	Westpac	2.65%	9-Nov-25
Reserve Funds		4,125,340	4,125,340	Westpac	Variable	N/A
Total Cash and Financial Assets	2,049,903	7,891,186	9,941,089			

5. TRUST FUND

There are no funds held at balance date over which the Shire has no control

SHIRE OF MURCHISON
NOTES TO THE STATEMENT OF FINANCIAL ACTIVITY
For the Period Ending 31 August 2025

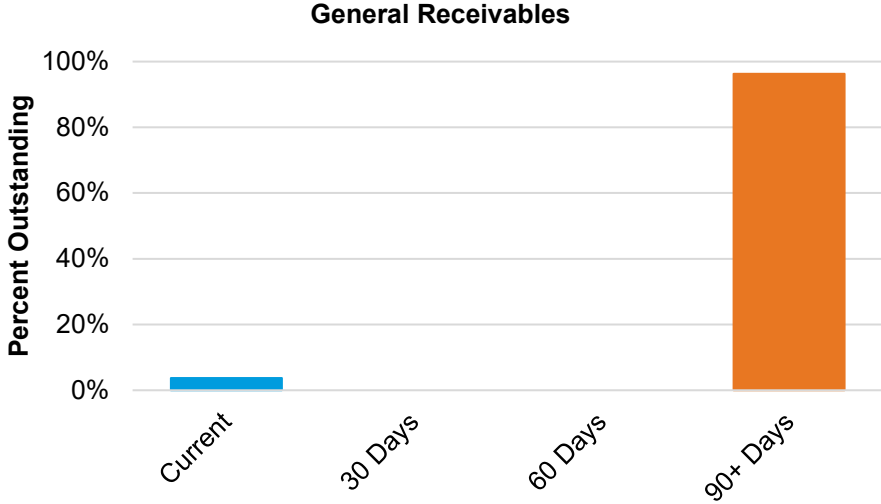
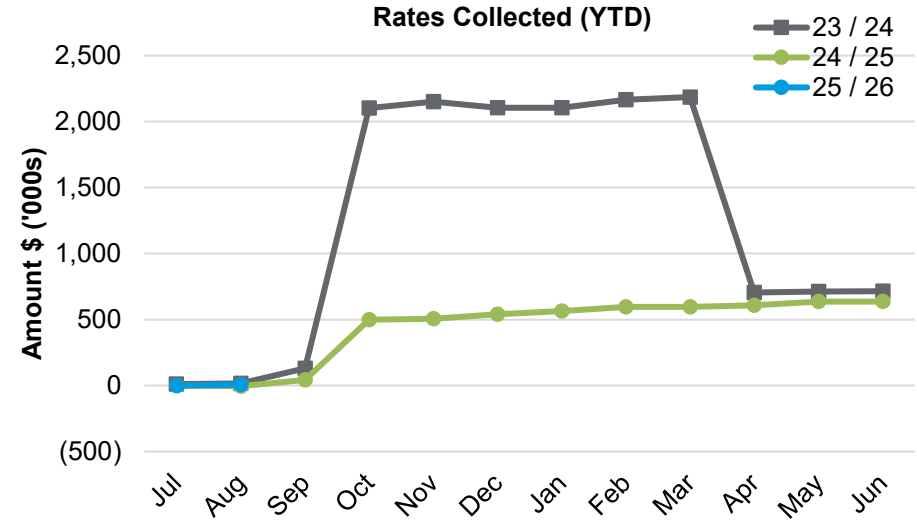
6. RECEIVABLES

(a) Rates Receivable

	31 Aug 25
	\$
Rates receivables	954,013
Total Rates Receivable Outstanding	954,013
Closing balances - prior year	63,794
Rates levied this year	895,841
Closing balances - current month	(954,013)
Total Rates Collected to Date	5,622

(b) General Receivables

	31 Aug 25
	\$
Current	42,525
30 Days	-
60 Days	-
90+ Days	1,100,669
Total General Receivables Outstanding	1,143,194



Comments / Notes

Comments / Notes

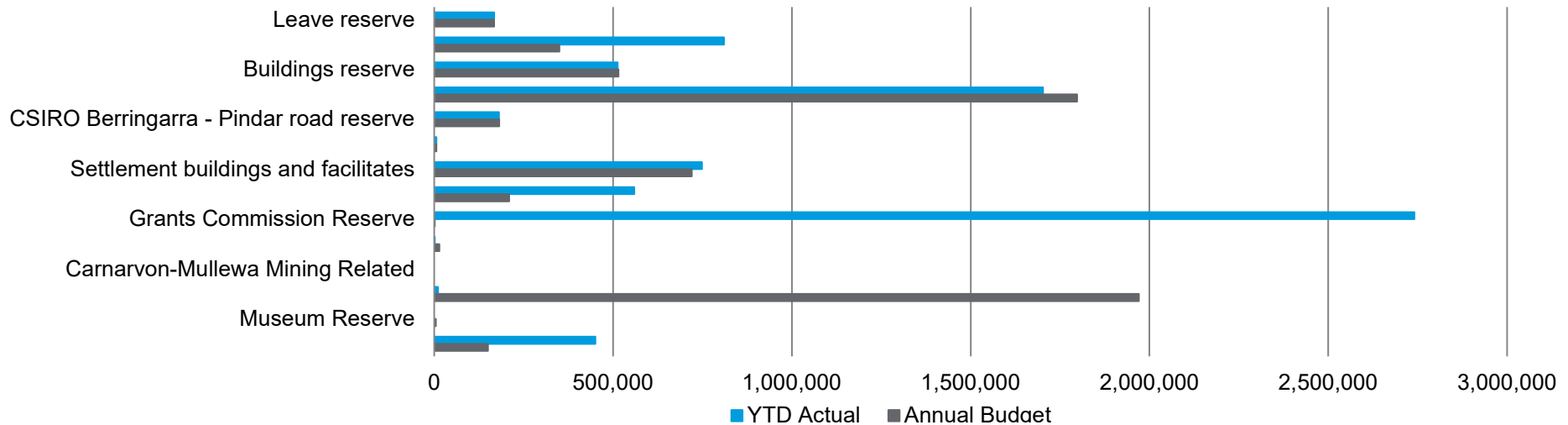
Amounts shown above include GST (where applicable)

SHIRE OF MURCHISON
NOTES TO THE STATEMENT OF FINANCIAL ACTIVITY
For the Period Ending 31 August 2025

7. CASH BACKED RESERVES

Restricted by council:	Annual Budget				YTD Actual			
	Balance 01 Jul 25 \$	Transfers from \$	Transfer to \$	Balance 30 Jun 26 \$	Balance 01 Jul 25 \$	Transfers from \$	Transfer to \$	Balance 31 Aug 25 \$
Reserve Name								
Leave reserve	167,236	-	287	167,523	167,237	-	131	167,368
Plant reserve	809,907	(460,000)	-	349,907	809,907	-	638	810,544
Buildings reserve	512,739	-	2,700	515,439	512,739	-	403	513,143
Berringarra - Cue road reserve	1,674,932	-	122,478	1,797,410	1,674,932	-	27,080	1,702,012
CSIRO Berringarra - Pindar road rese	180,639	-	900	181,539	180,639	-	142	180,781
Flood damage repairs reserve	5,977	-	-	5,977	5,977	-	5	5,982
Settlement buildings and facilitates	747,795	(27,600)	-	720,195	747,795	-	588	748,384
Road Asset Reserve	559,279	(350,000)	-	209,279	559,280	-	440	559,720
Grants Commission Reserve	2,738,556	(2,736,535)	-	2,021	2,738,554	-	2,155	2,740,709
Community Economic Development F	1,350	-	12,822	14,172	1,350	-	1	1,351
Carnarvon-Mullewa Mining Related	-	-	-	-	-	-	-	-
Asset Management Reserve	10,823	-	1,959,540	1,970,363	10,823	-	9	10,831
Museum Reserve	2,252	-	2,252	4,504	-	-	-	-
Workforce Accommodation Reserve	450,000	(300,000)	-	150,000	450,000	-	354	450,354
Total Cash Backed Reserves	7,861,485	(3,874,135)	2,100,979	6,088,329	7,859,232	-	31,948	7,891,180

Annual Budget v YTD Actual



SHIRE OF MURCHISON
 NOTES TO THE STATEMENT OF FINANCIAL ACTIVITY
 For the Period Ending 31 August 2025

8. DISPOSAL OF ASSETS

Annual Budget

	WDV \$	Proceeds \$	Profit \$	(Loss) \$
Transport				
Plant and Equipment				
Plant and Equipment	120,000	120,000	-	-
Total Disposal of Assets	120,000	120,000	-	-
Total Profit or (Loss)				-

YTD Actual

	WDV \$	Proceeds \$	Profit \$	(Loss) \$
Other Property & Services				
Plant and Equipment				
Plant and Equipment	-	-	-	-
Total Disposal of Assets	-	-	-	-
Total Profit or (Loss)				-

SHIRE OF MURCHISON
 NOTES TO THE STATEMENT OF FINANCIAL ACTIVITY
 For the Period Ending 31 August 2025

9. CAPITAL ACQUISITIONS

(a) Land and Buildings

	Funding Source	Annual Budget \$	YTD Budget \$	YTD Actual \$	YTD Variance \$	% Complete
Recreation & Culture						
	Community / Sports Centre Refurbishments	120,000	20,000	48,105	(28,105)	40%
Housing						
	Capex - Construct Staff Housing	980,000	163,332	-	163,332	0%
Transport						
	Depot Buildings & Improvements	2,500	416	-	416	0%
Economic Services						
	F Capex New Caravan Park Ablution Block	-	-	27,997	(27,997)	
	Capex - Roadhouse Business Bldg.	-	-	-	-	0%
	Depot Buildings & Improvements	425,000	70,832	-	70,832	0%
	Roadhouse Staff Accommodation	1,470,000	245,000	-	245,000	0%
Total Land and Buildings		2,997,500	499,580	76,103	423,478	

(b) Furniture & Equipment

	Funding Source	Annual Budget \$	YTD Budget \$	YTD Actual \$	YTD Variance \$	% Complete
Housing						
	Staff Housing Furniture & Equipment	856	142	-	142	100%
Economic Services						
	Capex - Washing Machines	-	-	-	-	0%
	Roadhouse Appliances	5,000	832	-	832	0%
	Roadhouse Appliances	2,500	416	-	416	0%
Total Furniture & Equipment		8,356	1,390	-	1,390	

(c) Plant and Equipment

	Funding Source	Annual Budget \$	YTD Budget \$	YTD Actual \$	YTD Variance \$	% Complete
Transport						
	Road Plant Purchases	580,000	96,666	-	96,666	0%
Total Plant and Equipment		580,000	96,666	-	96,666	

SHIRE OF MURCHISON
 NOTES TO THE STATEMENT OF FINANCIAL ACTIVITY
 For the Period Ending 31 August 2025

9. CAPITAL ACQUISITIONS (Continued)

(d) Infrastructure - Roads	Funding Source	Annual Budget \$	YTD Budget \$	YTD Actual \$	YTD Variance \$	% Complete
Transport						
Roads Construction General		801,276	133,542	-	133,542	0%
Unallocated Roads Expenses		-	-	2,416	(2,416)	
Beri-Pindar Rd - Resheet Incl Floodway Sections		-	-	-	-	0%
General Road Sealing Works		-	-	153,424	(153,424)	
Reseal Works		223,198	223,198	-	223,198	0%
SKA Route		3,018,941	503,150	584,866	(81,716)	19%
Carn- Mullewa Rd		1,495,332	249,216	584	248,632	0%
Beri-Byro Rd Sections 69.99-87.70		122,749	20,458	-	20,458	0%
Carn-Mul Rd Floodway over Wooramel River		23,250	3,874	-	3,874	
C12048 - Meeb-Wool Floodway over Murchison River		49,050	8,174	-	8,174	
Errabiddy Bluff Rd Resheet incl Floodways		100,680	16,778	91,864	(75,086)	
Capex Grids General		-	-	-	-	0%
		5,834,476	1,158,390	833,153	325,237	
Total Infrastructure - Roads		5,834,476	1,158,390	833,153	325,237	
(e) Infrastructure - Other						
	Funding Source	Annual Budget \$	YTD Budget \$	YTD Actual \$	YTD Variance \$	% Complete
Recreation & Culture						
Community Splash Pool		-	-	50,344	(50,344)	
Improvements To Drinking Water Reticulation		350,602	58,432	-	58,432	0%
Economic Services						
Roadhouse Other Equipment		-	-	58	(58)	
Roadhouse Three Accomodation Units		-	-	58	(58)	
Caravan Park Pool Construction		-	-	71,605	(71,605)	
Caravan Park Non Ensuites Cabins Conversion		160,000	26,666	-	26,666	0%
Power Supply Upgrade		1,148,183	191,362	431,349	(239,987)	38%
Community Amenities						
Total Infrastructure - Other		1,658,785	276,460	553,415	(276,955)	
Total Capital Expenditure		11,079,117	2,032,486	1,462,670	569,816	

SHIRE OF MURCHISON
NOTES TO THE STATEMENT OF FINANCIAL ACTIVITY
For the Period Ending 31 August 2025

10. RATING INFORMATION

	Rateable Value \$	Rate in \$	Number of Properties #	Annual Budget Revenue \$	Rate Revenue \$	Interim Rates CY \$	Interim Rates PY \$	YTD Actual Revenue \$
General Rates								
UV Pastoral	1,236,464	0.099320	22	122,800	-	-	-	-
UV Mining	2,219,287	0.198300	14	440,095	-	-	-	-
UV Mining (Mining Licenses)	1,126,734	0.198300	11	223,436	-	-	-	-
UV Prospecting and exploration	1,079,319	0.198300	46	214,034	-	-	-	-
Total General Rates				1,000,365	-	-	-	-
Minimum Rates								
UV Pastoral	24,385	1,000	6	6,000	-	-	-	-
UV Mining	1,928	1,000	1	1,000	-	-	-	-
UV Mining (Mining Licenses)	8,316	1,000	4	4,000	-	-	-	-
UV Prospecting and exploration	41,878	1,000	17	17,000	-	-	-	-
Total Minimum Rates				28,000	-	-	-	-
Total General and Minimum Rates				1,028,365	-	-	-	-
Other Rate Revenue								
Interim Rates CY/PY				1,732,104				895,841
Total Rate Revenue				2,760,469				895,841

SHIRE OF MURCHISON
 NOTES TO THE STATEMENT OF FINANCIAL ACTIVITY
 For the Period Ending 31 August 2025

11. INFORMATION ON BORROWINGS

(a) Debenture Repayments

(i) Loan 2 Roadworks in 2020-21

	Annual Budget	YTD Budget	YTD Actual
	\$	\$	\$
Transport			
Opening balance	1,345,628	1,345,628	1,533,838
Principal payment	(196,094)	-	-
Principal Outstanding	1,149,534	1,345,628	1,533,838
Finance cost payment	(23,809)	-	-
Service fee			
Total Principal, Finance Cost and Fees Paid	(219,903)	-	-
Total Principal Outstanding	1,149,534	1,345,628	1,533,838
Total Principal Repayments	(196,094)	-	-

SHIRE OF MURCHISON
NOTES TO THE STATEMENT OF FINANCIAL ACTIVITY
For the Period Ending 31 August 2025

12. GRANTS, SUBSIDIES AND CONTRIBUTIONS

(a) Grants, Subsidies and Contributions

Program / Details	Grant Provider	Annual Budget \$	YTD Budget \$	YTD Actual \$
General Purpose Funding				
F.A.G Grant - General	WALGGC	1,803,162	450,790	581,148
F.A.G Grant - Roads	WALGGC	493,514	123,378	144,114
Law, Order and Public Safety				
DFES Operating Grant	DFES	14,795	2,464	3,777
Transport				
Income Relating to Streets, Roads, Bridge	MRWA	-	-	5,000
MRWA Direct	MRWA	329,976	54,996	321,214
WANDRRA Flood Damage	MRWA	4,000,326	4,000,325	689,237
MRWA - SKA Roads	MRWA	1,807,780	301,296	-
Contribution Beringarra/Pindar Roads	MRWA	230,893	38,482	-
Economic Services				
Tour Area Prom Revenue		50,000	8,332	5,975
Roadhouse Other Revenue		9,016	1,502	1,333
Other Property & Services				
Diesel Fuel Rebate		70,426	11,736	6,198
Workers Compensation Reimbursements		35,000	5,832	-
Total Grants, Subsidies and Contributions		8,844,887	4,999,133	1,757,996
(b) Capital Grants, Subsidies and Contributions				
Transport				
MRWA Specific	MRWA	1,500,000	250,000	600,000
Roads to Recovery		904,989	150,830	584
MRWA - SKA Roads	MRWA	3,320,835	553,472	1,266,789
Recreation & Culture				
Economic Services				
Settlement Infrastructure Grants		813,339	135,556	-
Total Capital Grants, Subsidies and Contributions		6,539,163	1,089,858	1,867,373
Total Grants, Subsidies and Contributions		15,384,050	6,088,991	3,625,369



18.2.1 - September 2025

**Southern Rangelands
PASTORAL ALLIANCE**

info@srpa.org.au • www.srpa.org.au

September 8, 2025

Shire of Murchison
PO Box 61
MULLEWA WA 6630

Email: cr.rfoulkes-taylor@murchison.wa.gov.au
ceo@murchison.wa.gov.au

Dear Shire President & CEO,

Request for Partnership & Financial Support – International Year of Rangelands and Pastoralists 2026

I am writing on behalf of the Southern Rangelands Pastoral Alliance (SRPA) to invite your Shire to partner with us in delivering Western Australia's contribution to the UN-declared International Year of Rangelands and Pastoralists (IYRP) in 2026.

The Southern Rangelands are globally significant — they cover more than 50% of WA's land area and are home to some of the most unique landscapes, heritage, and communities in the world. IYRP 2026 offers a once-in-a-generation opportunity to showcase this to national and international audiences, while driving new opportunities for tourism, investment, and sustainable development in our region.

SRPA has a strong track record of working with local governments across the Murchison and beyond, and we gratefully acknowledge your Shire's past support for our initiatives. We look forward to updating you on our progress at Cue Parliament in November 2025.

In 2026, we plan to deliver a program of events and activities that will:

- Promote the cultural heritage, economic value, and environmental significance of our rangelands.
- Support sustainable pastoralism and innovation in remote communities.
- Attract visitors, investors, and partners to our region.
- Celebrate the role of Shires as custodians of a globally significant landscape.

Planned activities include:

- A major Rangelands Forum or Expo in the Murchison.
- Public awareness campaigns and media features.
- Field days showcasing best practice and new technologies.
- Promotional materials profiling participating Shires.

To make this vision a reality, we are seeking financial contributions from Shires across the Southern Rangelands. Your support will be acknowledged in all relevant promotional materials, events, and communications, ensuring your Shire is recognised as a key partner in this international celebration.

We would be delighted to discuss this proposal further and explore how your Shire can be part of this milestone year. Thank you for considering this request — together, we can share our region's story with the world.

Kind regards,



Alys McKeough
Chair
SRPA

info@srpa.org.au
careydownsstn@gmail.com

18.2 Southern Rangelands Pastoral Alliance Request

File	13.2.3
Author:	Bill Boehm – Chief Executive Officer
Interest Declared:	Nil
Date	20 February 2022
Attachments:	18.2.1 Southern Rangelands Pastoral Alliance (SRPA) Request 18.2.2 SRPA Plan Summary 2021-2024 18.2.3 SRPA Business Case Feb 2021

Matter for Consideration

Consideration of a request from the Southern Rangelands Pastoral Alliance (SRPA) for financial operational support.

Background

The Southern Rangelands Pastoral Alliance (SRPA) was established in response to the opportunities for funding that have emerged over the past few years, including the Federal Government’s Future Drought Fund and the Southern Rangelands Revitalisation Project run by the Dept of Primary Industries and Regional Development.

Prior to October 2020, Southern Rangelands pastoralists were unrepresented at a broad landscape level. SRPA is now beginning to meet the needs of the pastoral community in terms of attracting significant funding opportunities to rebuild agriculture and bring more prosperity to the regions. SRPA has identified that in order to have the significant impact we aim to deliver in the region, as a new organisation we require some financial support and would like to form a mutually beneficial and collaborative relationship with Shires in the Southern Rangelands to ensure that they can we maximise any funding opportunities.

The SRPA Management Committee is comprised of pastoralists representing the Southern Rangelands, with even representation across the three Regional Biosecurity Groups (Carnarvon, Meekatharra and Goldfields Nullarbor). Several of our committee members are also on their local shire councils.

SRPA aims to connect and support pastoral producers across the whole of the Southern Rangelands of Western Australia. Our vision is encapsulated in these four terms: Connected, Producer-Driven, Healthy Landscape, Better Business. Our Mission is “to lead change by sharing knowledge, and facilitating research and innovation based on industry needs”.

Request

The attached letter of request and other supporting attachments outlines the background, aims and a summary of actions taken thus far of what this new fledgling organisation is attempting to achieve. To assist this to occur SRPA have requested Council to contribute an amount of \$20,000 per year for five years to help ensure the longevity of this important grower group which represents all pastoralists in our shire. SAPA have indicated that the financial contribution that we would make will be used to continue to employ an Executive Officer and a Project Officer as they grow into a self-sufficient Association.

Strategic Implications

Vision Statement	<i>Working together to preserve the unique character of the Shire, supporting diverse and sustainable lifestyle and economic opportunities.</i>
Economic Objective 1	<i>To develop the region’s economic potential to encourage families and businesses to stay in the area.</i>
Strategies	
Small Scale Support for Vermin Control	<i>The Pastoral industry is a key industry within the Shire. Vermin issues, in particular wild dogs, have the ability to impact on the ongoing viability of the Pastoral industry within the Shire. The Shire supports a range of measures in relation to vermin control.</i>
Environmental Objective 2	<i>To improve the sustainability of land use and improve the condition of the environment.</i>
Strategies	

Policy on Road Drainage	<i>Preparation of an evidence-based report to support off reserve remediation work, including downstream dispersal.</i>
Continuation of Bunding and Remediation of Old Roads and Borrow Pits	<i>Continuation of the Shire's current management practices in relation to bunding and remediation of old roads</i>
Social Objective 3	<i>To develop, co-ordinate, provide and support services and facilities which enhance the quality of community life in the Shire by:</i>
<i>Supporting community groups.</i>	
Civic Leadership Objective 4	<i>To provide Good Governance to the Murchison Shire through:</i>
<i>Regional collaboration where possible;</i>	<i>Openness and transparency and enhanced consultation and public participation;</i>
Strategies	
Regional Collaboration	<i>Work collaboratively with neighbouring shires, state and federal government and private enterprise to ensure the efficient and effective use of the Shire's scarce resources.</i>

Policy Implications

6.1 Roads

Budget/Financial Implications

An amount of \$20,000 for 2021/22 with the same amount to be committed for the following four years. The size of the contribution is considered manageable over this period of time.

Consultation

Nil

Comment

Requests for a local governments financial support for Rangelands type organisations through Australia is not uncommon, especially where the local government such activities located within its Shire. SRPA fits within this mould and from all accounts has strong support and is sector driven with governments support

As an observation, Murchison Shire has a very strong ethos in ensuring that actions by Council are not just restricted to the normal road building actions that predominate Council budget expenditures. If that were not the case, then Murchison would still be operating as a Roads Board. Already Council provides significant support for the pastoral sector through actions such as bunding of roads, vermin bounties, environmental considerations in road construction etc but perhaps it's not articulated as it perhaps could be.

These actions are more or less encapsulated in Councils strategic community plan, which this request also covers. Perhaps this should be better articulated in the next version as the request has merit and in reality, is part our raison d'être (reason for being).

Recommendation

That Council supports the request from the Southern Rangelands Pastoral Alliance for Council to contribute an amount of \$20,000 per year for five years to help ensure the longevity of this important grower group which represents pastoralism interests in our Shire and make the initial allocation of \$20,000 to its 2021/22 budget.

Voting Requirements

Simple Majority

Council Decision

Moved: Cr Q Fowler

Seconded: Cr G Mead

That Council resolve as follows.

- 1 Council supports the request from the Southern Rangelands Pastoral Alliance for an initial contribution of \$20,000 to help ensure the longevity of this important grower group which represents pastoralism interests in our Shire, and as a result, amends its 2020/21 budget to allocate this amount.
- 2 Council defers consideration of future funding allocations pending a review of progress over the ensuing 12 months.

Carried

For 4

Against 0

Cr R Foulkes-Taylor and Cr E Foulkes-Taylor returned to the meeting at 2.03pm

Cr R Foulkes-Taylor resumed chair of the meeting